

To,
National Stock Exchange of India Ltd.,
Exchange Plaza, C-1, Block G,
Bandra Kurla Complex, Bandra (E)
Mumbai - 400 051

Symbol: CREATIVE

Sub: Outcome of Board Meeting held on i.e. 11th November 2021

Dear Sir,


In compliance with the provisions of Regulation 33 read with Regulation 30 of SEBI (Listing Obligations & Disclosure Requirements) Regulations, 2015, we would like to inform your good office that the Board of Directors, in their meeting held today i.e., November 11, 2021 at the Registered Office of the Company and through other audio-visual means at 11:30 A.M. and which concluded at 06:30 P.M., has *inter alia* considered and approved the following business:

1. Considered and Approved Standalone and Consolidated Financial Results for the **Second Quarter** (Period from 01st July 2021 to 30th September 2021) and **First Half year** (Period from 01st April 2021 to 30th September 2021), as per Regulation 33(5) of Securities and Exchange Board of India (Listing obligation and Disclosure Requirements) Regulation, 2015.

The same has been enclosed herewith for your record purpose and ready reference. You are requested to kindly take the same in your records.

Thanking you

Yours faithfully,
For **Creative Newtech Limited**
(Formerly known as Creative Peripheral and Distribution Limited)


Abhijit Kanvinde
Chief Compliance Officer



Date - 11th November 2021
Place - Mumbai

GUPTA RAJ & CO. CHARTERED ACCOUNTANTS

DELHI OFFICE :
101, KD BLOCK,
PITAMPURA
NEAR KOHAT ENCLAVE
METRO STATION,
NEW DELHI 110034
PH. NO. 011-47018333

MUMBAI OFFICE :
2-C, MAYUR APARTMENTS,
DADABHAI CROSS RD. NO.3,
VILE PARLE (WEST),
MUMBAI,
PIN 400056
PH. NO. 26210901, 26210902.

AHEMDABAD OFFICE :
A-307 INFINITY TOWER,
CORPORATE TOWER,
PRAHALAD NAGAR,
AHMEDABAD
PIN - 380015
M. NO. 9726777733

NAGPUR BRANCH :
1ST FLR, MEMON
JAMAD BUILDING,
NR CENTRAL BANK,
MASKASATH, ITWARI,
NAGPUR - 440002
M. NO. 7387811111

Limited Review Report - Standalone Financial Results

To,
The Board of Directors,
CREATIVE NEWTECH LIMITED
(Formerly Known as Creative Peripherals and Distribution Ltd.)

We have reviewed the accompanying Statement of Unaudited Standalone Financial Results of **Creative Newtech Limited** (Formerly Known as Creative Peripherals and Distribution Ltd.) ("the Company") for the quarter and three months ended on 30th September, 2021. This statement, which is the responsibility of the Company's Management and has been approved by the Board of Directors, has been prepared in accordance with the recognition and measurement principles laid down in the Indian Accounting Standard 34, (Ind AS 34) "Interim Financial Reporting" prescribed under Section 133 of the Companies Act, 2013, and other accounting principles generally accepted in India and in compliance with Regulation 33 of the SEBI (Listing Obligations and Disclosure Requirements) Regulations, 2015 ("Listing Regulations"). Our responsibility is to issue a report on the Statement based on our review.


We conducted our review of the Statement in accordance with the Standard on Review Engagement (SRE) 2410 'Review of Interim Financial Information performed by the Independent Auditor of the Entity, issued by the Institute of Chartered Accountants of India. This standard requires that we plan and perform the review to obtain moderate assurance as to whether the Statement is free of material misstatement. A review is limited primarily to inquiries of Company personnel and analytical procedures applied to financial data and thus provide less assurance than an audit. We have not performed an audit and accordingly, we do not express an audit opinion.

Based on our review conducted as stated above, nothing has come to our attention that causes us to believe that the accompanying Statement of unaudited standalone financial results, prepared in accordance with the Indian Accounting Standards and other recognised accounting practices and policies, has not disclosed the information required to be disclosed in terms of Regulation 33 of the SEBI (Listing Obligations and Disclosure Requirements) Regulations, 2015, including the manner in which it is to be disclosed, or that it contains any material misstatement.

PLACE: MUMBAI
DATED: 11/11/2021
UDIN : 21112353AAAAGN3296



FOR GUPTA RAJ & CO.
CHARTERED ACCOUNTANTS
FIRM NO. 001687N


NIKUL JALAN
PARTNER
Membership No.112353

CREATIVE NEWTECH LIMITED
FORMERLY KNOWN AS CREATIVE PERIPHERALS AND DISTRIBUTION LIMITED
Unaudited Balance Sheet as at Sep 30, 2021

	As at 30-09-2021 (Unaudited) ` in lacs	As at 30-09-2020 (Unaudited) ` in lacs	As at 31-03-2021 (Audited) ` in lacs
ASSETS			
Non-Current Assets			
(a) Property, Plant and Equipment	997.47	901.20	984.98
(b) Intangible Assets	20.77		21.60
(c) Financial Assets			
(i) Investments	49.46	154.18	49.46
(ii) Other Financial Assets			
(d) Deferred Tax Assets (Net)	13.19	11.29	9.45
(e) Other Non Current Assets	0.02	0.35	0.03
Total Non - Current Assets	1,080.91	1,067.02	1,065.52
Current Assets			
(a) Inventories	4,796.54	4,319.78	5,958.82
(b) Financial Assets			
(i) Trade Receivables	6,498.25	4,872.22	5,409.06
(ii) Cash and Cash Equivalents	44.67	21.95	16.27
(iii) Bank Balances other than (ii) above	402.38	361.42	399.46
(v) Other Financial Assets	3.59	2.79	3.59
(c) Other Current assets	6,129.40	4,566.79	5,942.85
Total Current Assets	17,874.83	14,144.95	17,730.05
Total Assets	18,955.74	15,211.97	18,795.57
EQUITY AND LIABILITIES			
Equity			
(a) Equity Share Capital	1,200.00	1,160.00	1,160.00
(b) Other Equity	5,305.28	3,328.28	4,112.36
Total Equity	6,505.28	4,488.28	5,272.36
LIABILITIES			
Non-Current Liabilities			
(a) Financial Liabilities			
(i) Borrowings	337.38	517.20	342.05
(b) Provisions	92.80	73.50	78.86
Total Non - Current Liabilities	430.18	590.70	420.91
Current Liabilities			
(a) Financial Liabilities			
(i) Borrowings	3,610.79	2,471.09	3,950.33
(ii) Trade Payables			
- total outstanding dues of micro enterprises and small enterprises			
- total outstanding dues of creditors other than micro enterprises and small enterprises	3,895.53	3,193.93	4,349.68
(iii) Other Financial Liabilities	3,213.15	2,694.94	2,956.16
(b) Other Current Liabilities	1,086.27	1,624.04	1,695.94
(c) Provisions	13.78	11.60	13.85
(d) Current Tax Liabilities (Net)	200.76	137.39	136.34
Total Current Liabilities	12,020.28	10,132.99	13,102.30
Total Equity and Liabilities	18,955.74	15,211.97	18,795.57

For CREATIVE NEWTECH LIMITED

Abhijit Kanwade
Authorised Signatory / Director
ABHIJIT KANWADE
CFO

CREATIVE NEWTECH LIMITED
FORMERLY KNOWN AS CREATIVE PERIPHERALS AND DISTRIBUTION LIMITED
Unaudited Statement of Profit and Loss for the Quarter ended Sep 30, 2021

Particular	For the	For the	For the	For the		For the
	Quarter Ended	Quarter Ended	Quarter Ended	Half Year Ended		Year Ended
	30-Sep-21 (Audited)	30-Jun-21 (Unaudited)	30-Sep-20 (Unaudited)	30-Sep-21 (Audited)	30-Sep-20 (Unaudited)	31-Mar-21 (Audited)
Revenue from Operations	23,756.93	13,175.73	11,229.94	36,932.66	17,559.67	50,930.06
Other Income	264.96	199.14	66.13	464.10	73.87	617.35
Total Income	24,021.89	13,374.87	11,296.07	37,396.76	17,633.54	51,547.41
Expenses						
(a) Purchases of Stock in Trade	21,333.23	11,974.41	9,888.00	33,307.64	14,349.70	46,788.85
(b) Changes in inventories of finished goods and work-in progress	-	-	-	-	-	-
(c) Employee Benefits Expenses	1,168.23	(5.95)	394.96	1,162.28	1,602.37	(36.67)
(d) Finance Costs	261.59	293.35	176.98	554.94	340.33	859.52
(e) Depreciation and Amortisation Expense	119.39	132.37	96.53	251.76	188.70	464.58
(f) Other Expenses	35.14	30.30	26.95	65.44	46.90	102.44
Total Expenses	23,504.82	12,948.37	10,972.04	36,453.19	17,238.21	50,108.79
Profit/(Loss) before Exceptional and Extraordinary Item	517.07	426.50	324.04	943.57	395.34	1,438.62
Exceptional and Extraordinary Item						
Provision for Loss by Fire	-	17.69	-	17.69	-	-
Total Exceptional and Extraordinary Item	-	17.69	-	17.69	-	-
Profit/(Loss) before Tax	517.07	408.81	324.04	925.88	395.34	1,438.62
Tax Expense						
(a) Current Tax	130.14	107.34	81.56	237.48	99.50	362.07
(b) Tax adjustments relating to prior years	-	-	-	-	-	-
(c) Deferred Tax	(3.16)	(0.58)	(1.10)	(3.74)	0.27	1.55
Total Tax Expense	126.98	106.76	80.46	233.74	99.77	363.62
Profit/(Loss) for the year	390.09	302.05	243.58	692.14	295.56	1,075.00
Other Comprehensive Income						
(i) Items that will not be reclassified to profit or loss	-	-	-	-	-	-
(a) Remeasurements of Defined Benefit Plans	(5.64)	-	-	(5.64)	-	3.96
(b) Income Tax on above	1.42	-	-	1.42	-	(1.00)
(ii) Items that will be reclassified to profit or loss	-	-	-	-	-	-
Total Other Comprehensive Income for the year	(4.22)	-	-	(4.22)	-	2.96
Total Comprehensive Income for the year	385.87	302.05	243.58	687.92	295.56	1,077.96
Earnings per Equity Share of ₹ 10 par value :						
Basic (₹ per share)	3.29	2.58	2.08	5.87	2.52	9.20
Diluted (₹ per share)	3.21	2.51	2.03	5.72	2.46	8.96

For CREATIVE NEWTECH LIMITED

Abhijit Khandivade
Authorised Signatory / Director
ABHIJIT KHANDIVADE
CEO

CREATIVE NEWTECH LIMITED
FORMERLY CREATIVE PERIPHERALS AND DISTRIBUTION LIMITED
Unaudited Standalone Statement of Cash Flow for the Half year ended September 30, 2021

Particulars	For the Half Year ended Sep 30 ,2021	For the Half Year ended Sep 30 ,2020	For the Year ended Mar 31 ,2021
A. CASH FLOW FROM OPERATING ACTIVITIES			
Profit / (Loss) Before Tax	925.88	395.34	1,438.62
Adjustments for			
Depreciation and Amortisation	65.44	46.90	102.44
Finance Cost	190.90	149.95	339.66
Interest on late payment	1.46	0.90	0.97
Interest on FD and ICD	(3.23)	(1.81)	(21.82)
Provisions for expense	27.16	4.70	16.28
Operating Profit Before Working Capital Changes	1,207.60	595.98	1,876.15
Adjustments for increase / decrease in:			
Trade receivables	(1,089.19)	(1,012.91)	(1,549.75)
Other Financial Assets and other Current Assets	(186.55)	(455.20)	(1,831.07)
Inventories	1,162.28	1,602.37	(36.67)
Trade payable, Other Financial & Current Liabilities	(824.52)	(247.41)	1,241.11
Other Non Current Asset	(0.01)	0.66	
Cash generated from operations	269.62	482.82	(300.24)
Income-tax (paid) / refund (net)	(172.87)	(25.18)	(289.61)
Net cash flow from operating activities	96.75	457.64	(589.85)
B. CASH FLOW FROM INVESTING ACTIVITIES			
Purchase of PPE, intangible assets and work in progress	(77.09)	(58.93)	(219.86)
Purchase of PPE-Adjustment			(0.09)
Purchase of Investments		-	
Income from Investments i.e. FD and ICD	3.23	(0.91)	21.82
Receipt from ICD		0.95	
Sale of Investments	0.00	-	105.67
(Investment) & Redemption in bank deposit (having maturity more than 3 m	(2.92)	(25.18)	(63.22)
Net cash flow (used in) investing activities	(76.78)	(84.07)	(155.68)
C. CASH FLOW FROM FINANCING ACTIVITIES			
Repayment of Long-term Borrowings	(4.67)	(89.66)	(264.81)
Repayment of Short-term Borrowings (net)	(339.54)	(108.67)	1,370.57
Finance Cost Paid	(192.35)	(149.95)	(340.63)
Issue of Equity Share	440.00		
Issue of Share Warrant	165.00		
Dividend and DDT Paid	(60.00)	(18.01)	(18.01)
Net cash flow from financing activities	8.44	(366.29)	747.12
Net increase / (decrease) in cash and cash equivalents	28.40	7.28	1.60
Cash and cash equivalents as at the beginning of the year	16.27	14.67	14.67
Cash and cash equivalents as at the end of the year	44.67	21.95	16.27

For CREATIVE NEWTECH LIMITED

Abhijit Kamnide
Authorised Signatory / Director
ABHIJIT KAMNIDE
CFO

Notes:

1. The above standalone financial results for the quarter ended September 30, 2021 were reviewed by the Audit Committee and thereafter taken on record by the Board in its meeting held on **11th November, 2021** and also Limited Review were carried out by the Statutory Auditors.
2. The results for the year ended September 30, 2021 are available on the National Stock Exchange website (URL: www.nseindia.com) and on the Company's website URL: www.ecreativeindia.com.
3. During the quarter the company has issued further 4 lakhs Equity shares of face value of Rs. 10 each at a premium of Rs. 100/- per share to two Companies namely Shree Sumnath Trade LLP and Abhinav Capital Services Ltd, 2 lakhs shares to each company for a total consideration of Rs. 440 lakhs. Further the company has also issued share warrant via allotment dated 19th August 2021 of 6 lakhs equity shares at an exercise price of Rs.110 per share, face value of Rs. 10 each and at a premium of Rs. 100 each. As per SEBI (ICDR) regulation the company has received 165 lakhs i.e. 25% of the total warrant price on preferential basis. The conversion option can be exercise by warrant holders at any time during the period of 18th months.
4. This statement has been prepared in accordance with the companies (Indian Accounting Standards) Rules,2015 (Ind AS) prescribed under section 133 of the companies Act, 2013 and other recognised accounting practices and policies to the extent applicable.
5. Previous period/year figures have been regrouped/reclassified to make them comparable with those of current period.

On behalf of the Board of Directors

For CREATIVE NEWTECH LIMITED

(FORMERLY KNOWN AS CREATIVE PERIPHERALS AND DISTRIBUTION LIMITED)



Authorised Signatory
Abhijit Kanvinde - CFO
Date: 11.11.2021



CREATIVE PERIPHERALS AND DISTRIBUTION LIMITED

Unaudited Standalone Segment wise Revenue and Results For Quarter and Half Year Ended Sep 30, 2021

Particulars	Quarter Ended	Quarter Ended	Quarter Ended	Half year Ended	Half year Ended	Year Ended
	30-09-2020	30-06-2021	30-09-2020	30-09-2021	30-09-2020	31-03-2021
	Unaudited	Unaudited	Unaudited	Unaudited	Unaudited	Audited
	Rs. In Lacs	Rs. In Lacs	Rs. In Lacs	Rs. In Lacs	Rs. In Lacs	Rs. In Lacs
Segment Revenue						
- EB	14096.71	6350.53	1984.02	20447.24	3738.54	17857.39
- FMSG	4355.91	3183.37	5104.49	7539.28	7714.02	17852.04
- FMEG	251.46	27.59	0.00	279.05	0.00	9.29
- FMCT	5052.85	3614.24	4141.43	8667.10	6107.11	15211.34
Revenue from Operations	23756.93	13175.73	11229.94	36932.67	17559.67	50930.06
Segment Results						
Net Revenue from each segment after deducting allocable cost						
- EB	452.08	248.37	410.56	700.45	798.24	960.08
- FMSG	587.44	802.82	408.87	1390.26	606.16	2422.12
- FMEG	16.07	1.71	0.00	17.78	0.00	12.47
- FMCT	199.87	154.37	127.55	354.25	203.20	783.21
Total	1255.46	1207.27	946.98	2462.74	1607.60	4177.88
Less: Finance Cost	119.39	132.37	96.53	251.76	188.70	464.58
Less: Unallocable cost Including Unallocated Revenue	619.01	648.40	526.41	1267.41	1023.57	2274.68
Total Profit before Tax	517.06	426.50	324.04	943.57	395.33	1438.62

CREATIVE PERIPHERALS AND DISTRIBUTION LIMITED

Unaudited Standalone Segment wise Assets and Liabilities as on Sep 30, 2021

Particulars	Half year Ended	Quarter Ended	Quarter Ended	Quarter Ended	Half year Ended	Year Ended
	30-09-2020	30-06-2021	30-09-2020	30-09-2021	30-09-2020	31-03-2021
	Unaudited	Unaudited	Unaudited	Unaudited	Unaudited	Audited
	Rs. In Lacs	Rs. In Lacs	Rs. In Lacs	Rs. In Lacs	Rs. In Lacs	Rs. In Lacs
Total Asset						
- EB	2068.07	2558.44	1686.17	2068.07	1686.17	1063.15
- FMSG	3532.29	4320.05	3566.2	3532.29	3566.2	4725.83
- FMEG	276.01	290.17	0	276.01	0	305.1
- FMCT	4170.99	3915.09	2335.21	4170.99	2335.21	3605.02
Total	10047.36	11083.75	7587.58	10047.36	7587.58	9699.1
Total Liability						
- EB	768.77	696.08	701.52	768.77	701.52	360.91
- FMSG	875.53	1285.05	1196.4	875.53	1196.4	1875.72
- FMEG	96.09	-0.39	0	96.09	0	198.9
- FMCT	991.72	1307.2	88.59	991.72	88.59	932.68
Total	2732.11	3287.94	1986.51	2732.11	1986.51	3368.21

Note - Accounts receivable payable are taken at net of advances received from customer and advance paid to vendor

For CREATIVE NEWTECH LIMITED

Abhijit Karmade
Authorised Signatory / Director

ABHIJIT KARMARDE
CFO

GUPTA RAJ & CO. CHARTERED ACCOUNTANTS

DELHI OFFICE :
101, KD BLOCK,
PITAMPURA
NEAR KOHAT ENCLAVE
METRO STATION,
NEW DELHI 110034
PH. NO. 011-47018333

MUMBAI OFFICE :
2-C, MAYUR APARTMENTS,
DADABHAI CROSS RD. NO.3,
VILE PARLE (WEST),
MUMBAI,
PIN 400056
PH. NO. 26210901, 26210902.

AHEMDABAD OFFICE :
A-307 INFINITY TOWER,
CORPORATE TOWER,
PRAHALAD NAGAR,
AHMEDABAD
PIN - 380015
M. NO. 972677733

NAGPUR BRANCH :
1ST FLR, MEMON
JAMAD BUILDING,
NR CENTRAL BANK,
MASKASATH, ITWARI,
NAGPUR - 440002
M. NO. 7387811111

Limited Review Report - Consolidated Financial Results

To,
The Board of Directors,
CREATIVE NEWTECH LIMITED
(Formerly Known as Creative Peripherals And Distribution Ltd.)

We have reviewed the accompanying Statement of Consolidated Unaudited Financial Results of **Creative Newtech Limited** (Formerly Known as Creative Peripherals and Distribution Ltd.) ("the Company") comprising its subsidiaries for the quarter ended 30th September, 2021 ("the Statement"), being submitted by the Company pursuant to the requirements of Regulation 33 of the SEBI (Listing Obligations and Disclosure Requirements) Regulations, 2015, as amended.

This statement, which is the responsibility of the Company's Management and has been approved by the Board of Directors, has been prepared in accordance with the recognition and measurement principles laid down in the Indian Accounting Standard 34, (Ind AS 34) "Interim Financial Reporting" prescribed under Section 133 of the Companies Act, 2013, and other accounting principles generally accepted in India and in compliance with Regulation 33 of the SEBI (Listing Obligations and Disclosure Requirements) Regulations, 2015 ("Listing Regulations"). Our responsibility is to issue a report on the Statement based on our review.

The consolidated financial result includes the results of the subsidiaries namely Creative Peripherals and Distribution Limited, Hong Kong and Secure Connection Limited, Hong Kong. However we did not reviewed the results of Creative Peripherals and Distribution Limited, Hong Kong and Secure Connection Limited Hong Kong for the Quarter ended financial results.

We conducted our review of the Statement in accordance with the Standard on Review Engagement (SRE) 2410 'Review of Interim Financial Information performed by the Independent Auditor of the Entity, issued by the Institute of Chartered Accountants of India. This standard requires that we plan and perform the review to obtain moderate assurance as to whether the Statement is free of material misstatement. A review is limited primarily to inquiries of Company personnel and analytical procedures applied to financial data and thus provide less assurance than an audit. We have not performed an audit and accordingly, we do not express an audit opinion.

Based on our review conducted as above, nothing has come to our attention that causes us to believe that the accompanying Statement, prepared in accordance with the recognition and measurement principles laid down in the applicable Indian Accounting Standards ('Ind AS') specified under Section 133 of the Companies Act, 2013 as amended, read with relevant rules issued thereunder and other recognized accounting practices and policies has not disclosed the information required to be disclosed in terms of the Regulation, read with the Circular, including the manner in which it is to be disclosed, or that it contains any material misstatement.

We did not review the interim financial information of subsidiaries Creative Peripherals and Distribution Limited, Hong Kong and Secure Connection Limited, Hong Kong included in the consolidated unaudited financial results, whose interim financial information reflect assets of Rs. 194.27 and Rs. 1,657.78 in Lakhs respectively as at September 30, 2021, revenues of Rs. 306.70 Lakhs and Rs. 1,154.40 Lakhs respectively for the quarter ended September 30, 2021, total net profit/ (loss) after tax before elimination of inter balance transactions between companies are of Rs. (4.09) Lakhs and Rs. 82.87 lakhs respectively for the quarter ended September 30, 2021.


These interim financial information have been reviewed by other auditors whose reports have been furnished to us by the Management and our conclusion on the Statement, in so far as it relates to the amounts and disclosures included in respect of these subsidiaries is based solely on the financial informations certified by management.

Our conclusion on the Statement is not modified in respect of our reliance on the interim financial information certified by the Management.

PLACE: MUMBAI
DATED: 11/11/2021
UDIN : 21112353AAAAGM6632



FOR GUPTA RAJ & CO.
CHARTERED ACCOUNTANTS
FIRM NO. 001687N



NIKUL JALAN
PARTNER
Membership No. 0112353

CREATIVE NEWTECH LIMITED
FORMERLY CREATIVE PERIPHERALS AND DISTRIBUTION LIMITED
Unaudited Consolidated Balance Sheet as at Sep 30, 2021

	As at 30-09-2021 (Unaudited) ` in lacs	As at 30-09-2020 (Unaudited) ` in lacs	As at 31-03-2021 (Audited) ` in lacs
ASSETS			
Non-Current Assets			
(a) Property, Plant and Equipment	997.47	901.20	984.98
(b) Intangible Assets	20.77		21.60
(c) Financial Assets			
(i) Investments		104.72	
(ii) Other Financial Assets			
(d) Deferred Tax Assets (Net)	13.19	11.29	9.45
(e) Other Non Current Assets	0.02	0.35	0.03
Total Non - Current Assets	1,031.45	1,017.56	1,016.06
Current Assets			
(a) Inventories	5,036.54	4,488.86	5,979.21
(b) Financial Assets			
(i) Trade Receivables	6,610.80	5,002.85	5,595.39
(ii) Cash and Cash Equivalents	269.35	85.47	225.19
(iii) Bank Balances other than (ii) above	402.38	361.42	399.46
(v) Other Financial Assets	3.59	2.79	3.59
(c) Other Current assets	7,014.59	4,584.99	5,958.63
Total Current Assets	19,337.25	14,526.38	18,161.47
Total Assets	20,368.70	15,543.94	19,177.53
EQUITY AND LIABILITIES			
Equity			
(a) Equity Share Capital	1,200.00	1,160.00	1,160.00
(b) Other Equity	6,075.21	4,354.86	4,704.43
Sub Total -Equity Attributable to the owners of the company	7,275.21	5,514.86	5,864.43
Non-Controlling Interest	313.02	(21.78)	303.81
Total Equity	7,588.23	5,493.08	6,168.24
Share application money pending Allotment			
LIABILITIES			
Non-Current Liabilities			
(a) Financial Liabilities			
(i) Borrowings	338.33	518.14	342.99
(b) Provisions	92.80	73.50	78.86
Total Non - Current Liabilities	431.13	591.64	421.85
Current Liabilities			
(a) Financial Liabilities			
(i) Borrowings	3,610.79	2,471.09	3,950.33
(ii) Trade Payables			
- total outstanding dues of micro enterprises and small enterprises			
- total outstanding dues of creditors other than micro enterprises and small enterprises	4,222.84	3,085.42	3,832.40
(iii) Other Financial Liabilities	3,213.15	2,694.94	2,956.16
(b) Other Current Liabilities	1,088.02	1,058.78	1,698.36
(c) Provisions	13.78	11.60	13.85
(d) Current Tax Liabilities (Net)	200.76	137.39	136.34
Total Current Liabilities	12,349.34	9,459.22	12,587.44
Total Equity and Liabilities	20,368.70	15,543.94	19,177.53

For CREATIVE NEWTECH LIMITED

Authorised Signatory / Director

Askanvadi

ABHINAV KANVINDE

CEO

CREATIVE NEWTECH LIMITED
FORMERLY CREATIVE PERIPHERALS AND DISTRIBUTION LIMITED
Unaudited Consolidated Statement of Profit and Loss for the Quarter ended Sep 30, 2021

Particular	'For the Quarter Ended	'For the Quarter Ended	'For the Quarter Ended	'For the Six Month ended		'For the Year Ended
	30-Sep-21 (Unaudited)	30-Jun-21 (Unaudited)	30-Sep-20 (Unaudited)	30-Sep-21 (Unaudited)	30-Sep-20 (Unaudited)	31-Mar-21 (Audited)
Revenue from Operations	23,856.08	13,388.91	11,378.76	37,244.99	17,824.00	52,014.72
Other Income	264.97	199.14	66.09	464.11	73.87	617.40
Total Income	24,121.05	13,588.05	11,444.84	37,709.10	17,897.87	52,632.12
Expenses						
(a) Purchases of Stock in Trade	21,203.66	12,109.05	9,889.05	33,312.71	14,419.40	47,367.69
(b) Changes in inventories of finished goods and work-in progress	1,033.10	72.76	386.07	1,105.86	1,625.11	133.65
(c) Employee Benefits Expenses	261.59	293.35	176.98	554.94	340.33	859.52
(d) Finance Costs	120.94	133.68	97.21	254.62	190.00	468.80
(e) Depreciation and Amortisation Expense	35.14	30.30	26.95	65.44	46.90	102.44
(f) Other Expenses	755.70	701.61	582.16	1,457.31	912.85	2,398.18
Total Expenses	23,410.13	13,340.75	11,158.42	36,750.88	17,534.59	51,330.28
Profit/(Loss) before Exceptional and Extraordinary Item	710.92	247.30	286.42	958.22	363.29	1,301.84
Exceptional and Extraordinary Item						
Provision for Loss by Fire	-	17.69	-	17.69	-	-
Total Exceptional and Extraordinary Item	-	17.69	-	17.69	-	-
Profit/(Loss) before Tax	710.92	229.61	286.42	940.53	363.29	1,301.84
Tax Expense						
(a) Current Tax	130.14	107.34	81.56	237.48	99.50	362.07
(b) Tax adjustments relating to prior years	-	-	-	-	-	-
(c) Deferred Tax	(3.16)	(0.58)	(1.10)	(3.74)	0.27	1.55
Total Tax Expense	126.98	106.76	80.46	233.74	99.77	363.62
Profit/(Loss) for the year	583.94	122.85	205.96	706.79	263.51	938.22
Other Comprehensive Income						
(i) Items that will not be reclassified to profit or loss	-	-	-	-	-	-
(a) Remeasurements of Defined Benefit Plans	(5.64)	-	-	(5.64)	-	3.96
(b) Income Tax on above	1.42	-	-	1.42	-	(1.00)
(ii) Items that will be reclassified to profit or loss	-	-	-	-	-	-
Total Other Comprehensive Income for the year	(4.22)	-	-	(4.22)	-	2.96
Total Comprehensive Income for the year	579.72	122.85	205.96	702.57	263.51	941.18
Equity Shareholders for Parent Company	496.31	166.88	207.69	663.19	259.38	957.99
Non controlling Interest	83.41	(44.03)	(1.73)	39.38	4.13	(16.81)
Earnings per Equity Share of ₹ 10 par value :						
Basic (₹ per share)	4.24	1.42	1.77	5.66	2.21	8.18
Diluted (₹ per share)	4.13	1.39	1.73	5.51	2.16	7.96

For CREATIVE NEWTECH LIMITED

Abhijit Kanvinde
 Authorised Signatory / Director
 ABHIJIT KANVINDE
 CFO

CREATIVE NEWTECH LIMITED

FORMERLY CREATIVE PERIPHERALS AND DISTRIBUTION LIMITED

Unaudited Consolidated Statement of Cash Flow for the Half year ended Sep 30, 2021

Particulars	For the Half Year ended Sep 30, 2021	For the Half Year ended Sep 30, 2020	For the Year ended Mar 31, 2021
A. CASH FLOW FROM OPERATING ACTIVITIES			
Profit / (Loss) Before Tax	940.53	363.29	1,301.84
Adjustments for			
Depreciation and Amortisation	65.44	46.90	102.44
Finance Cost	190.90	149.95	339.66
Interest on late payment	1.46	0.90	0.97
Interest on FD and ICD	-3.24	(1.81)	-21.87
Provisions for expense	27.16	4.70	16.28
Operating Profit Before Working Capital Changes	1,222.24	563.93	1,739.32
Adjustments for increase / decrease in:			
Trade receivables	-1,015.41	(1,145.21)	-1,737.75
Other Financial Assets and other Current Assets	-1,055.96	(382.70)	-1,757.13
Inventories	1,105.86	1,540.14	133.64
Trade payable, Other Financial & Current Liabilities	19.40	(132.39)	1,515.05
Other Non Current Asset	0.01	0.66	0.98
Cash generated from operations	276.14	443.77	-105.89
Income-tax (paid) / refund (net)	-172.87	(25.56)	-289.61
Net cash flow from operating activities	103.27	418.21	(395.50)
B. CASH FLOW FROM INVESTING ACTIVITIES			
Purchase of PPE, intangible assets and work in progress	-77.09	(58.93)	-219.86
Purchase of PPE-Adjustment			-0.09
Purchase of Investments		-	0.00
Income from Investments i.e. FD and ICD	3.24	(0.91)	21.87
Receipt From ICD		0.95	0.00
Sale of Investments	0.00	-	105.67
(Investment) & Redemption in bank deposit (having maturity more than 3 months)	-2.92	(25.18)	-63.22
Net cash flow (used in) investing activities	(76.77)	(84.07)	(155.63)
C. CASH FLOW FROM FINANCING ACTIVITIES			
Proceeds from Long-term Borrowings		-	
Proceeds from Short-term Borrowings		-	
Repayment of Long-term Borrowings	-4.66	37.56	-137.59
Repayment / Issue of Short-term Borrowings (net)	-339.54	(235.87)	1,243.37
Issue of Equity Share	440.00		
Issue of Share Warrant	165.00		
Share Application money pending allotment		-	
Finance Cost Paid	-192.35	(149.95)	-340.63
Dividend and DDT Paid	-60.00	(18.01)	-18.01
Net cash flow from financing activities	8.45	(366.26)	747.15
Net increase / (decrease) in cash and cash equivalents	34.95	(32.12)	196.02
Cash and cash equivalents as at the beginning of the year	225.19	52.32	52.32
Exchange difference on translation of Foreign currency	9.22	65.27	-23.16
Cash and cash equivalents as at the end of the year	269.35	85.47	225.19

For CREATIVE NEWTECH LIMITED


Abhijit Kaavinde
Authorized Signatory / Director

ABHIJIT KAAVINDE
CFO

Notes:

1. The above consolidated financial results for the quarter ended September 30, 2021 were reviewed by the Audit Committee and thereafter taken on record by the Board in its meeting held on 11th September, 2021 and also Limited Review were carried out by the Statutory Auditors.
2. The results for the year ended June 30, 2021 are available on the National Stock Exchange website (URL: www.nseindia.com) and on the Company's website URL: www.ecreativeindia.com.
3. This statement has been prepared in accordance with the companies (Indian Accounting Standards) Rules, 2015 (Ind AS) prescribed under section 133 of the companies Act, 2013 and other recognised accounting practices and policies to the extent applicable.
4. Previous period/year figures have been regrouped/reclassified to make them comparable with those of current period.

On behalf of the Board of Directors
For CREATIVE NEWTECH LIMITED
(FORMERLY KNOWN AS CREATIVE PERIPHERALS AND DISTRIBUTION LIMITED)



Authorised Signatory
Abhijit Kanvinde - CFO
Date: 11.11.2021



CREATIVE NEWTECH LIMITED

FORMERLY KNOWN AS CREATIVE PERIPHERALS AND DISTRIBUTION LIMITED

Unaudited Consolidated Segment wise Revenue and Results For Quarter and half Year Ended Sep 30, 2021

Particulars	Quarter ended			Half Year Ended		Year Ended
	30-09-2021	30-06-2021	30-09-2020	30-09-2021	30-09-2020	31-03-2021
	Unaudited	Unaudited	Unaudited	Unaudited	Unaudited	Audited
	Rs. In Lacs	Rs. In Lacs	Rs. In Lacs	Rs. In Lacs	Rs. In Lacs	Rs. In Lacs
Segment Revenue						
- EB	14,101.33	6,480.74	1995.37	20,582.07	3860.5	18,269.02
- FMSG	4,450.44	3,266.34	5241.96	7,716.78	7856.39	18,525.08
- FMEG	251.46	27.59	-	279.04	-	9.29
- FMCT	5,052.86	3,614.24	4141.43	8,667.10	6107.11	15,211.34
Revenue from Operations	23856.09	13388.91	11378.76	37244.99	17824.00	52014.73
Segment Results						
Net Revenue from each segment after deducting allocable cost						
- EB	456.40	256.72	423.93	713.12	841.94	1,026.04
- FMSG	946.99	794.30	552.15	1,741.29	734.35	2,691.67
- FMEG	16.07	1.71	-	17.78	-	12.47
- FMCT	199.86	154.37	127.55	354.23	203.2	783.20
Total	1619.32	1207.10	1103.63	2826.42	1779.49	4513.38
Less: Finance Cost	120.94	133.68	97.21	254.62	190.00	468.80
Less: Unallocable cost	787.46	826.12	720.01	1613.58	1226.21	2742.74
Total Profit before Tax	710.92	247.30	286.42	958.22	363.28	1301.84

CREATIVE NEWTECH LIMITED

CREATIVE PERIPHERALS AND DISTRIBUTION LIMITED

Unaudited Consolidated Segment wise Assets and Liabilities as on Sep 30, 2021

Particulars	Quarter ended	Quarter ended	Quarter ended	Half Year Ended	Half Year Ended	Year Ended
	30-09-2021	30-06-2021	30-09-2020	30-09-2021	30-09-2020	31-03-2021
	Unaudited	Unaudited	Unaudited	Unaudited	Unaudited	Audited
	Rs. In Lacs	Rs. In Lacs	Rs. In Lacs	Rs. In Lacs	Rs. In Lacs	Rs. In Lacs
Segment Assets						
- EB	2068.07	2692.33	1684.44	2068.07	1684.44	1061.46
- FMSG	3819.95	5000.71	3865.91	3819.95	3865.91	4931.82
- FMEG	276.01	290.17	0	276.01	-	305.1
- FMCT	4170.99	3915.08	2335.21	4170.99	2335.21	3605.02
Total Segments Assets	10335.02	11898.29	7885.56	10335.02	7885.56	9903.40
Segment Liabilities						
- EB	768.77	573.88	702.86	768.77	702.86	361.04
- FMSG	1496.26	1411.93	1497.27	1496.26	1497.27	1342.54
- FMEG	96.09	-0.39	0	96.09	-	198.9
- FMCT	991.72	1307.2	88.59	991.72	88.59	932.68
Total Segment Liabilities	3352.84	3292.62	2288.72	3352.84	2288.72	2835.16

Note - Accounts receivable payable are taken at net of advances received from customer and advance paid to vendor

For CREATIVE NEWTECH LIMITED

(Signature)
Authorized Signatory / Director

ABHJIT KANVINDE
CFO

CREATIVE NEWTECH LIMITED
FORMERLY CREATIVE PERIPHERALS AND DISTRIBUTION LIMITED
Statement of Changes in Equity for the Half Year ended Sep 30, 2021

A. Equity Share Capital

(` in lacs)

	30-09-2021
As at April 1, 2020	1,160
Changes in Equity Share Capital	-
Issue of Share Capital	40.00
As at Sep 30, 2021	1,200

B. Other Equity

(` in lacs)

Particulars	Reserves and Surplus		Equity Instruments through Other	Total
	Share Premium	Retained Earnings		
Balance as at April 1, 2021	590.00	3,522.36	-	4,112.36
Share Premium on Issuance of New Share	400.00			
Profit / (Loss) for the year	-	692.14	-	692.14
	990.00	4,214.50	-	4,804.50
Remeasurement gain / (loss) on Defined Benefit Plan	-	(5.64)	-	(5.64)
Income Tax on above		1.42		1.42
Total Comprehensive Income for the year	-	(4.22)	-	(4.22)
Dividend		(60.00)		(60.00)
Dividend Distribution Tax				-
Issuance of Share Warrant			165.00	165.00
Balance as at Sep 30, 2021	990.00	4,150.28	165.00	5,305.28

For CREATIVE NEWTECH LIMITED


Authorised Signatory / Director

ABHILASH KRAMNIDE
CFO