

## **Quarterly and yearly Financial Results for the year ended on 31<sup>st</sup> March 2022**

**Date of Board Meeting – 20<sup>th</sup> May 2022**

**Time of Board Meeting – From 11:30 AM to 04:00 PM**

### **Content of Annexure for the Financial year ended on 31<sup>st</sup> March 2022:**

1. Independent Auditors Report on Standalone Financial Results
2. Standalone Balance Sheet
3. Standalone Profit and Loss Account
4. Standalone Cash flow Statement
5. Notes on Standalone Financial Results
6. Standalone Segment Reporting
7. Independent Auditors Report on Consolidated Financial Results
8. Consolidated Balance Sheet
9. Consolidated Profit and Loss Account
10. Consolidated Cash flow Statement
11. Notes on Consolidated Financial Results
12. Consolidated Segment Reporting
13. Statement on Changes in Equity

# GUPTA RAJ & CO. CHARTERED ACCOUNTANTS

DELHI OFFICE :  
101, KD BLOCK,  
PITAMPURA  
NEAR KOHAT ENCLAVE  
METRO STATION,  
NEW DELHI 110034  
PH. NO. 011-47018333

MUMBAI OFFICE :  
2-C, MAYUR APARTMENTS,  
DADABHAI CROSS RD. NO.3,  
VILE PARLE (WEST),  
MUMBAI,  
PIN 400056  
PH. NO. 26210901, 26210902.

AHEMDABAD OFFICE :  
A-307 INFINITY TOWER,  
CORPORATE TOWER,  
PRAHALAD NAGAR,  
AHMEDABAD  
PIN - 380015  
M. NO. 9726777733

NAGPUR BRANCH :  
1ST FLR, MEMON  
JAMAD BUILDING,  
NR CENTRAL BANK,  
MASKASATH, ITWARI,  
NAGPUR - 440002  
M. NO. 7387811111

## Independent Auditors Report

To,  
The Board of Directors,  
**CREATIVE NEWTECH LIMITED.**  
**(FORMERLY KNOWN AS CREATIVE PERIPHERALS AND DISTRIBUTION LTD.)**

### **Report on the audit of the Standalone Financial Results**

#### **Opinion**

We have audited the accompanying standalone financial results of **Creative Newtech Limited (Formerly Known as Creative Peripherals And Distribution Ltd.)** (the company) for the year ended March 31, 2022 (the 'Statement') being submitted by the company pursuant to the requirement of Regulation 33 of the SEBI (Listing Obligations and Disclosure Requirements) Regulations, 2015, as amended ("Listing Regulations").

In our opinion and to the best of our information and according to the explanations given to us these standalone financial results:

- (i). are presented in accordance with the requirements of Regulation 33 of the SEBI Regulations in this regard; and
- (ii). give a true and fair view in conformity with the recognition and measurement principles laid down in the applicable accounting standards and other accounting principles generally accepted in India of the net profit and other comprehensive income and other financial information for the quarter ended March 31, 2022 as well as the year to date results for the period from April 1, 2021 to March 31, 2022.

#### **Basis for Opinion**

We conducted our audit in accordance with the Standards on Auditing (SAs) specified under section 143(10) of the Companies Act, 2013 (the Act). Our responsibilities under those Standards are further described in the Auditor's Responsibilities for the Audit of the Standalone Financial Results section of our report. We are independent of the Company in accordance with the Code of Ethics issued by the Institute of Chartered Accountants of India together with the ethical requirements that are relevant to our audit of the financial results under the provisions of the Companies Act, 2013 and the Rules thereunder, and we have fulfilled our other ethical responsibilities in accordance with these requirements and the Code of Ethics. We believe that the audit evidence we have obtained is sufficient and appropriate to provide a basis for our opinion.



## **Management's Responsibilities for the Standalone Financial Results**

These quarterly financial results as well as the year to date standalone financial results have been prepared on the basis of the interim financial statements. The Company's Board of Directors are responsible for the preparation of these financial results that give a true and fair view of the net profit and other comprehensive income and other financial information in accordance with the recognition and measurement principles laid down in Indian Accounting Standard 34, 'Interim Financial Reporting' prescribed under Section 133 of the Act read with relevant rules issued thereunder and other accounting principles generally accepted in India and in compliance with Regulation 33 of the Listing Regulations. This responsibility also includes maintenance of adequate accounting records in accordance with the provisions of the Act for safeguarding of the assets of the Company and for preventing and detecting frauds and other irregularities; selection and application of appropriate accounting policies; making judgments and estimates that are reasonable and prudent; and design, implementation and maintenance of adequate internal financial controls that were operating effectively for ensuring the accuracy and completeness of the accounting records, relevant to the preparation and presentation of the standalone financial results that give a true and fair view and are free from material misstatement, whether due to fraud or error.

In preparing the standalone financial results, the Board of Directors are responsible for assessing the Company's ability to continue as a going concern, disclosing, as applicable, matters related to going concern and using the going concern basis of accounting unless the Board of Directors either intends to liquidate the Company or to cease operations, or has no realistic alternative but to do so. The Board of Directors are also responsible for overseeing the Company's financial reporting process.

## **Auditor's Responsibilities for the Audit of the Standalone Financial Results**

Our objectives are to obtain reasonable assurance about whether the standalone financial results as a whole are free from material misstatement, whether due to fraud or error, and to issue an auditor's report that includes our opinion. Reasonable assurance is a high level of assurance, but is not a guarantee that an audit conducted in accordance with SAs will always detect a material misstatement when it exists. Misstatements can arise from fraud or error and are considered material if, individually or in the aggregate, they could reasonably be expected to influence the economic decisions of users taken on the basis of these standalone financial results.

As part of an audit in accordance with SAs, we exercise professional judgment and maintain professional skepticism throughout the audit. We also:

- Identify and assess the risks of material misstatement of the standalone financial results, whether due to fraud or error, design and perform audit procedures responsive to those risks, and obtain audit evidence that is sufficient and appropriate to provide a basis for our opinion. The risk of not detecting a material misstatement resulting from fraud is higher than for one resulting from error, as fraud may involve collusion, forgery, intentional omissions, misrepresentations, or the override of internal control.
- Obtain an understanding of internal control relevant to the audit in order to design audit procedures that are appropriate in the circumstances, but not for the purpose of expressing an opinion on the effectiveness of the company's internal control.
- Evaluate the appropriateness of accounting policies used and the reasonableness of accounting estimates and related disclosures made by the Board of Directors.



- Conclude on the appropriateness of the Board of Directors' use of the going concern basis of accounting and, based on the audit evidence obtained, whether a material uncertainty exists related to events or conditions that may cast significant doubt on the Company's ability to continue as a going concern. If we conclude that a material uncertainty exists, we are required to draw attention in our auditor's report to the related disclosures in the financial results or, if such disclosures are inadequate, to modify our opinion. Our conclusions are based on the audit evidence obtained up to the date of our auditor's report. However, future events or conditions may cause the Company to cease to continue as a going concern.
- Evaluate the overall presentation, structure and content of the standalone financial results, including the disclosures, and whether the financial results represent the underlying transactions and events in a manner that achieves fair presentation.

We communicate with those charged with governance regarding, among other matters, the planned scope and timing of the audit and significant audit findings, including any significant deficiencies in internal control that we identify during our audit.

We also provide those charged with governance with a statement that we have complied with relevant ethical requirements regarding independence, and to communicate with them all relationships and other matters that may reasonably be thought to bear on our independence, and where applicable, related safeguards.

#### **Other Matter**

The standalone annual financial results include the results for the quarter ended March 31, 2022 being the balancing figure between the audited figures in respect of the full financial year and the published unaudited figures for the third quarter ended December 31, 2021 of the current financial year (which are certified by the management).

PLACE: MUMBAI  
DATED: 20/05/2022  
UDIN: 22112353AJHELB1799



FOR GUPTA RAJ & CO.  
CHARTERED ACCOUNTANTS  
FIRM NO. 001687N

NIKUL JALAN  
PARTNER  
Membership No. 112353


**CREATIVE NEWTECH LIMITED**  
(Formerly known as Creative Peripherals and Distribution Limited)

Audited STANDALONE Balance Sheet as at Mar 31, 2022

(Rs. in Lacs)

Particulars	For the Year ended Mar 31, 2022 ( Audited)	For the Year ended Mar 31, 2021 ( Audited)
<b>ASSETS</b>		
<b>Non-Current Assets</b>		
(a) Property, Plant and Equipment	1,037.92	984.98
(b) Intangible Assets	18.50	21.60
(c) Financial Assets		
(i) Investments	50.46	49.46
(ii) Other Financial Assets		
(d) Deferred Tax Assets (Net)	16.72	9.45
(e) Other Non Current Assets	0.13	0.03
<b>Total Non - Current Assets</b>	<b>1,123.73</b>	<b>1,065.52</b>
<b>Current Assets</b>		
(a) Inventories	9,657.80	5,958.82
(b) Financial Assets		
(i) Trade Receivables	8,060.32	5,409.06
(ii) Cash and Cash Equivalents	52.76	16.27
(iii) Bank Balances other than (ii) above	538.11	399.46
(v) Other Financial Assets	5.38	3.59
(c) Other Current assets	5,192.43	5,942.85
<b>Total Current Assets</b>	<b>23,506.80</b>	<b>17,730.05</b>
<b>Total Assets</b>	<b>24,630.53</b>	<b>18,795.57</b>
<b>EQUITY AND LIABILITIES</b>		
<b>Equity</b>		
(a) Equity Share Capital	1,200.00	1,160.00
(b) Other Equity	6,171.80	4,112.36
(c) Money Received Against Share Warrant	165.00	
<b>Total Equity</b>	<b>7,536.80</b>	<b>5,272.36</b>
<b>LIABILITIES</b>		
<b>Non-Current Liabilities</b>		
(a) Financial Liabilities		
(i) Borrowings	1,036.37	342.05
(b) Provisions	95.20	78.86
<b>Total Non - Current Liabilities</b>	<b>1,131.57</b>	<b>420.91</b>
<b>Current Liabilities</b>		
(a) Financial Liabilities		
(i) Borrowings	5,396.77	3,950.33
(ii) Trade Payables		
- total outstanding dues of micro enterprises and small enterprises	972.55	
- total outstanding dues of creditors other than micro enterprises and small enterprises	5,297.63	4,349.68
(iii) Other Financial Liabilities	3,535.84	2,956.16
(b) Other Current Liabilities	656.37	1,695.94
(c) Provisions	14.17	13.85
(d) Current Tax Liabilities (Net)	88.83	136.34
<b>Total Current Liabilities</b>	<b>15,962.16</b>	<b>13,102.30</b>
<b>Total Equity and Liabilities</b>	<b>24,630.53</b>	<b>18,795.57</b>

For Creative Newtech Limited  
(Formerly known as Creative Peripherals and Distribution Limited)

  
Ketan C Patel (DIN - 00127633)  
Chairman and Managing Director  
May 20, 2022, Mumbai



**CREATIVE**  
NEWTECH

**Creative Newtech Limited**  
(Formerly known as Creative Peripherals and Distribution Limited)

**Registered Office:** 3rd & 4th Floor, Plot No. 137AB,

Kandivali Co-Op Industrial Estate Limited, Charkop, Kandivali West, Mumbai - 400 067.

[www.creativenewtech.com](http://www.creativenewtech.com)

ISO 9001:2015 Certified Company

(CIN): L52392MH2004PLC148754

T: 022 5061 2700 E: hr@creativenewtech.com

**CREATIVE NEWTECH LIMITED**


(Formerly known as Creative Peripherals and Distribution Limited)

Audited STANDALONE Statement of Profit and Loss for the Quarter and Year ended Mar 31, 2022

(Rs. in Lacs)

Particular	For the	For the	For the	For the	For the
	Quarter Ended	Quarter Ended	Quarter Ended	Year Ended	Year Ended
	Mar 31, 2022 (Audited)	Mar 31, 2021 (Audited)	Dec 31, 2021 (Unaudited)	Mar 31, 2022 (Audited)	Mar 31, 2021 (Audited)
Revenue from Operations	25,447.89	17,546.85	29,536.67	91,917.22	50,930.06
Other Income	597.21	167.86	331.55	1,392.86	617.35
<b>Total Income</b>	<b>26,045.10</b>	<b>17,714.71</b>	<b>29,868.22</b>	<b>93,310.08</b>	<b>51,547.41</b>
<b>Expenses</b>					
(a) Purchases of Stock in Trade	25,193.06	16,387.87	30,986.51	89,487.21	46,788.85
(b) Changes in inventories of finished goods and work-in progress	(1,524.48)	(312.37)	(3,336.79)	(3,698.98)	(36.67)
(c) Employee Benefits Expenses	285.43	268.60	306.80	1,147.18	859.52
(d) Finance Costs	197.46	152.25	150.96	600.19	464.58
(e) Depreciation and Amortisation Expense	38.00	30.47	45.55	148.98	102.44
(f) Other Expenses	1,184.19	646.88	1,001.07	3,326.01	1,930.07
<b>Total Expenses</b>	<b>25,373.67</b>	<b>17,173.70</b>	<b>29,154.10</b>	<b>91,010.59</b>	<b>50,108.79</b>
<b>Profit/(Loss) before Exceptional and Extraordinary Item</b>	<b>671.44</b>	<b>541.01</b>	<b>714.12</b>	<b>2,299.49</b>	<b>1,438.62</b>
<b>Exceptional and Extraordinary Item</b>					
Loss by Fire and Theft	5.41	-	(10.53)	12.57	-
<b>Total Exceptional and Extraordinary Item</b>	<b>5.41</b>	<b>-</b>	<b>(10.53)</b>	<b>12.57</b>	<b>-</b>
<b>Profit/(Loss) before Tax</b>	<b>666.03</b>	<b>541.01</b>	<b>724.65</b>	<b>2,286.92</b>	<b>1,438.62</b>
<b>Tax Expense</b>					
(a) Current Tax	167.62	136.16	170.47	575.57	362.07
(b) Tax adjustments relating to prior years			-		
(c) Deferred Tax	(1.34)	2.61	(2.18)	(7.27)	1.55
<b>Total Tax Expense</b>	<b>166.28</b>	<b>138.77</b>	<b>168.29</b>	<b>568.30</b>	<b>363.62</b>
<b>Profit/(Loss) for the year</b>	<b>499.75</b>	<b>402.24</b>	<b>556.36</b>	<b>1,718.62</b>	<b>1,075.00</b>
<b>Other Comprehensive Income</b>					
(i) Items that will not be reclassified to profit or loss					
(a) Remeasurements of Defined Benefit Plans	6.73	8.21	-	1.09	3.96
(b) Income Tax on above	(1.69)	(1.00)	-	(0.27)	(1.00)
(ii) Items that will be reclassified to profit or loss					
<b>Total Other Comprehensive Income for the year</b>	<b>5.04</b>	<b>7.21</b>	<b>-</b>	<b>0.82</b>	<b>2.96</b>
<b>Total Comprehensive Income for the year</b>	<b>504.78</b>	<b>409.45</b>	<b>556.36</b>	<b>1,719.44</b>	<b>1,077.96</b>
<b>Earnings per Equity Share of ` 10 par value :</b>					
Basic (Rs. per share)	4.26	3.45	4.69	14.50	9.09
Diluted (Rs. per share)	4.12	3.34	4.54	14.02	8.79

For Creative Newtech Limited  
(Formerly known as Creative Peripherals and Distribution Limited)



Ketan C Patel (DIN - 00127633)  
Chairman and Managing Director  
May 20, 2022, Mumbai



**CREATIVE**  
NEWTECH

**Creative Newtech Limited**

(Formerly known as Creative Peripherals and Distribution Limited)

**Registered Office:** 3rd & 4th Floor, Plot No. 137AB,

Kandivali Co-Op Industrial Estate Limited, Charkop, Kandivali West, Mumbai - 400 067.

[www.creativenewtech.com](http://www.creativenewtech.com)

ISO 9001:2015 Certified Company

(CIN): L52392MH2004PLC148754

T: 022 5061 2700 E: hr@creativenewtech.com

**CREATIVE NEWTECH LIMITED**

(Formerly known as Creative Peripherals and Distribution Limited)

Audited STANDALONE Statement of Cash Flow for the Year ended Mar 31, 2022

(Rs. in Lacs)

Particulars	For the Year ended Mar 31, 2022	For the Year ended Mar 31, 2021
<b>A. CASH FLOW FROM OPERATING ACTIVITIES</b>		
Profit / (Loss) Before Tax	2,286.92	1,438.62
<b>Adjustments for</b>		
Depreciation and Amortisation	148.98	102.44
Finance Cost	450.29	339.66
Interest on late payment	0.62	0.97
Interest on FD and ICD	(22.25)	(21.82)
OCI Amount	1.09	-
Loss by Fire and theft	12.57	-
Provisions for expense	39.40	16.28
<b>Operating Profit Before Working Capital Changes</b>	<b>2,917.62</b>	<b>1,876.15</b>
<b>Adjustments for increase / decrease in:</b>		
Trade receivables	(2,660.95)	(1,549.75)
Other Financial Assets and other Current Assets	748.63	(1,831.07)
Inventories	(3,711.55)	(36.67)
Trade payable, Other Financial & Current Liabilities	1,447.56	1,241.11
Other Non Current Asset	(0.10)	-
<b>Cash generated from operations</b>	<b>(1,258.80)</b>	<b>(300.24)</b>
Income-tax (paid) / refund (net)	(623.34)	(289.61)
<b>Net cash flow from operating activities</b>	<b>(1,882.14)</b>	<b>(589.85)</b>
<b>B. CASH FLOW FROM INVESTING ACTIVITIES</b>		
Purchase of PPE, intangible assets and work in progress	(198.82)	(219.86)
Purchase of PPE-Adjustment	-	(0.09)
Purchase of Investments	(1.00)	-
Income from Investments i.e. FD and ICD	22.25	21.82
Sale of Investments	-	105.67
(Investment) & Redemption in bank deposit (having maturity m	(138.65)	(63.22)
<b>Net cash flow (used in) investing activities</b>	<b>(316.22)</b>	<b>(155.68)</b>
<b>C. CASH FLOW FROM FINANCING ACTIVITIES</b>		
Proceeds / (Repayment) of Long-term Borrowings	694.32	(264.81)
Proceeds / (Repayment) of Short-term Borrowings (net)	1,446.44	1,370.57
Finance Cost Paid	(450.91)	(340.63)
Issue of Equity Share	440.00	-
Issue of Share Warrant	165.00	-
Dividend and DDT Paid	(60.00)	(18.01)
<b>Net cash flow from financing activities</b>	<b>2,234.85</b>	<b>747.12</b>
<b>Net increase / (decrease) in cash and cash equivalents</b>	<b>36.49</b>	<b>1.60</b>
<b>Cash and cash equivalents as at the beginning of the year</b>	<b>16.27</b>	<b>14.67</b>
Exchange difference on translation of Foreign currency		
<b>Cash and cash equivalents as at the end of the year</b>	<b>52.76</b>	<b>16.27</b>

For Creative NewTech Limited  
(Formerly know as Creative Peripherals and Distribution Limited)



Ketan C Patel (DIN - 00127633)  
Chairman and Managing Director  
May 20, 2022, Mumbai



**CREATIVE**  
NEWTECH

**Creative Newtech Limited**

(Formerly known as Creative Peripherals and Distribution Limited)

**Registered Office:** 3rd & 4th Floor, Plot No. 137AB,

Kandivali Co-Op Industrial Estate Limited, Charkop, Kandivali West, Mumbai - 400 067.

**www.creativenewtech.com**

ISO 9001:2015 Certified Company

(CIN): L52392MH2004PLC148754

**T:** 022 5061 2700 **E:** hr@creativenewtech.com

## Notes on Standalone Financial Results:

1. The audited financial results of the Company for the year ended March 31, 2022 have been reviewed by the Audit Committee of the Board and approved by the Board of Directors at its meetings held on **20<sup>th</sup> May, 2022**.
2. The results for the year ended March 31, 2022 are available on the National Stock Exchange website (URL: [www.nseindia.com](http://www.nseindia.com)) and on the Company's website URL: [www.creativenewtech.com](http://www.creativenewtech.com).
3. These financial results have been prepared in accordance with the recognition and measurement principles of Indian Accounting Standards ("Ind AS") prescribed under Section 133 of the Companies Act, 2013 read with the relevant rules issued there under and the other accounting principles generally accepted in India.
4. The MCA wide notification dated 24th March 2021 has amended Schedule III to the Companies Act, 2013 in respect of certain disclosures which are applicable from 1st April 2021. The Company has incorporated the changes as per the said amendment in the above results and has also changed comparative numbers wherever applicable.
5. Given the Covid-19 pandemic situation, the Company has performed detailed analysis and has assessed the impact of pandemic on business and financial results based on information available from internal and external sources. The Company has determined that there is no significant impact for the current period. Considering the continuing uncertainty, the Company will continue to closely monitor any material changes to future economic conditions due to this pandemic situation.
6. The figures for the corresponding previous period have been regrouped / reclassified wherever necessary, to make them comparable. The figures for quarter ended 31st March, 2022 are balancing figures between the audited figures of the full financial year and the reviewed year-to-date figures up to the third quarter of the financial year.
7. As per section 135 of the Companies Act, 2013, amount required to be spent by the Company on Corporate Social Responsibility (CSR) activities during the year was Rs. 24 Lakhs.

During the year ended March 2022 the company has paid Rs. 24 Lakhs towards expenditure on educational activity as CSR expenditure and the same is charged to Statement of Profit & Loss Account for the year.

**CREATIVE**  
NEWTECH

*Kishan Patil*



### **Creative Newtech Limited**

(Formerly known as Creative Peripherals and Distribution Limited)

**Registered Office:** 3rd & 4th Floor, Plot No. 137AB,

Kandivali Co-Op Industrial Estate Limited, Charkop, Kandivali West, Mumbai - 400 067.

[www.creativenewtech.com](http://www.creativenewtech.com)

ISO 9001:2015 Certified Company


(CIN): L52392MH2004PLC148754

T: 022 5061 2700 E: [hr@creativenewtech.com](mailto:hr@creativenewtech.com)



8. During the quarter ended September 2021 the company had issued further 4 lakhs Equity shares of face value of Rs. 10 each at a premium of Rs. 100/- per share to two Companies namely Shree Sumna Trade LLP and Abhinav Capital Services Ltd, 2 lakhs shares to each company for a total consideration of Rs. 440 lakhs. The company has also issued share warrant via allotment dated 19<sup>th</sup> August 2021 of 6 lakhs equity shares at an exercise price of Rs.110 per share, face value of Rs. 10 each and at a premium of Rs. 100 each. As per SEBI (ICDR) regulation the company had received 165 lakhs i.e. 25% of the total warrant price on preferential basis. The conversion option can be exercise by warrant holders at any time as prescribed in the Act.
9. In the month of June 2021, a fire was broke out in the Bangalore warehouse where a part of stock/ goods were damaged which was insured with the Insurance company. The incident was duly informed to the required regulatory authorities in due time. We have received the insurance claim of Rs. 1.49 Crores against the loss/ damage of goods due to fire and in the financials actual loss of Rs. 7.16 lakhs is shown under the head exceptional item in the above Results. Further exceptional items in Profit and Loss Account also includes loss by theft of goods to the tune of Rs. 5.41 Lakhs.
10. Other Income includes Rs 13.16 Crores of Export incentive received by the company. In management view it is considered as income from operations and should be part of COGS however for the purpose of presentation as prescribed by Indian Accounting Standard export incentive is classified under the head other income.

For **Creative Newtech Limited**  
(Previously known as Creative Peripherals and Distribution Limited)



Ketan C. Patel (DIN – 00127633)  
Chairman and Managing Director  
May 20, 2022, Mumbai



**CREATIVE**  
NEWTECH

**Creative Newtech Limited**

(Formerly known as Creative Peripherals and Distribution Limited)

**Registered Office:** 3rd & 4th Floor, Plot No. 137AB,

Kandivali Co-Op Industrial Estate Limited, Charkop, Kandivali West, Mumbai - 400 067.

**www.creativenewtech.com**

ISO 9001:2015 Certified Company

(CIN): L52392MH2004PLC148754

T: 022 5061 2700 E: hr@creativenewtech.com

**CREATIVE NEWTECH LIMITED**  
(Formerly known as Creative Peripherals and Distribution Limited)

Audited STANDALONE Segment wise Revenue and Results For Quarter and Year Ended Mar 31, 2022

(Rs. in Lacs)

Particulars	Quarter Ended March 31, 2022 Audited	Quarter Ended March 31, 2021 Audited	Quarter Ended Dec 31, 2021 Unaudited	Year Ended March 31, 2022 Audited	Year Ended March 31, 2021 Audited
<b>Segment Revenue</b>					
- EB	13,993.70	8,111.64	19,479.47	53,920.41	17,857.39
- FMSG	4,921.11	4,804.99	5,052.17	17,512.55	17,852.04
- FMEG	366.17	9.29	424.18	1,069.39	9.29
- FMCT	6,166.92	4,620.92	4,580.86	19,414.87	15,211.34
<b>Revenue from Operations</b>	<b>25,447.89</b>	<b>17,546.84</b>	<b>29,536.67</b>	<b>91,917.22</b>	<b>50,930.06</b>
<b>Segment Results</b>					
Net Revenue from each segment after deducting allocable cost					
- EB	469.94	70.92	725.95	1,896.34	960.08
- FMSG	897.57	971.71	787.64	3,075.47	2,422.12
- FMEG	12.53	12.47	30.09	60.40	12.47
- FMCT	399.27	416.25	343.28	1,096.78	783.21
<b>Total</b>	<b>1,779.31</b>	<b>1,471.35</b>	<b>1,886.95</b>	<b>6,128.99</b>	<b>4,177.88</b>
Less: Finance Cost	197.46	152.25	150.96	600.19	464.58
Less: Unallocable cost Including Unallocated Revenue	910.41	778.09	1,021.87	3,229.31	2,274.68
<b>Total Profit before Tax</b>	<b>671.44</b>	<b>541.01</b>	<b>714.12</b>	<b>2,299.49</b>	<b>1,438.62</b>

**CREATIVE NEWTECH LIMITED**  
(Formerly known as Creative Peripherals and Distribution Limited)

Audited STANDALONE Segment wise Assets and Liabilities as on March 31, 2022

(Rs. in Lacs)

Particulars	Quarter Ended March 31, 2022 Audited	Quarter Ended March 31, 2021 Audited	Quarter Ended Dec 31, 2021 Unaudited	Year Ended March 31, 2022 Audited	Year Ended March 31, 2021 Audited
<b>Total Asset</b>					
- EB	2,671.76	1,063.15	1,712.12	2,671.76	1,063.15
- FMSG	8,239.83	4,725.83	6,039.31	8,239.83	4,725.83
- FMEG	365.19	305.10	377.20	365.19	305.10
- FMCT	5,839.50	3,605.02	4,875.86	5,839.50	3,605.02
<b>Total</b>	<b>17,116.27</b>	<b>9,699.10</b>	<b>13,004.49</b>	<b>17,116.27</b>	<b>9,699.10</b>
<b>Total Liability</b>					
- EB	974.35	360.91	1,087.30	974.35	360.91
- FMSG	2,777.01	1,875.72	1,205.05	2,777.01	1,875.72
- FMEG	125.62	198.90	180.44	125.62	198.90
- FMCT	1,721.62	932.68	960.98	1,721.62	932.68
<b>Total</b>	<b>5,598.60</b>	<b>3,368.21</b>	<b>3,433.77</b>	<b>5,598.60</b>	<b>3,368.21</b>

Note - Accounts receivable payable are taken at net of advances received from customer and advance paid to vendor

For Creative Newtech Limited  
(Formerly known as Creative Peripherals and Distribution Limited)

  
Ketan C Patel (DIN - 00127633)  
Chairman and Managing Director  
May 20, 2022, Mumbai



**CREATIVE**  
NEWTECH

**Creative Newtech Limited**  
(Formerly known as Creative Peripherals and Distribution Limited)  
**Registered Office:** 3rd & 4th Floor, Plot No. 137AB,  
Kandivali Co-Op Industrial Estate Limited, Charkop, Kandivali West, Mumbai - 400 067.

[www.creativenewtech.com](http://www.creativenewtech.com)  
ISO 9001:2015 Certified Company  
(CIN): L52392MH2004PLC148754  
T: 022 5061 2700 E: hr@creativenewtech.com

# GUPTA RAJ & CO. CHARTERED ACCOUNTANTS

DELHI OFFICE :  
101, KD BLOCK,  
PITAMPURA  
NEAR KOHAT ENCLAVE  
METRO STATION,  
NEW DELHI 110034  
PH. NO. 011-47018333

MUMBAI OFFICE :  
2-C, MAYUR APARTMENTS,  
DADABHAI CROSS RD. NO.3,  
VILE PARLE (WEST),  
MUMBAI,  
PIN 400056  
PH. NO. 26210901, 26210902.

AHEMDABAD OFFICE :  
A-307 INFINITY TOWER,  
CORPORATE TOWER,  
PRAHALAD NAGAR,  
AHMEDABAD  
PIN - 380015  
M. NO. 9726777733

NAGPUR BRANCH :  
1ST FLR, MEMON  
JAMAD BUILDING,  
NR CENTRAL BANK,  
MASKASATH, ITWARI,  
NAGPUR - 440002  
M. NO. 7387811111

## Independent Auditors Report

To,  
The Board of Directors,  
**CREATIVE NEWTECH LIMITED.**  
**(FORMERLY KNOWN AS CREATIVE PERIPHERALS AND DISTRIBUTION LTD.)**

### **Report on the audit of the Consolidated Financial Results**

#### **Opinion**

We have audited the accompanying consolidated financial results of **Creative Newtech Limited (Formerly Known as Creative Peripherals And Distribution Ltd.)** (hereinafter referred to as the 'Holding Company') and its subsidiary (Holding Company and its subsidiary together referred to as "the Group") for the year ended March 31, 2022, attached herewith, being submitted by the Holding company pursuant to the requirement of Regulation 33 of the SEBI (Listing Obligations and Disclosure Requirements) Regulations, 2015, as amended ("Listing Regulations").

In our opinion and to the best of our information and according to the explanations given to us, the aforesaid consolidated financial results:

- (i) include the annual financial results of the following subsidiaries:
  - Creative Peripherals and Dist. Ltd. (Hong kong)
  - Secure Connection Limited (Hong kong)
  - Creative Ecommerce Ventures Private Limited
- (ii) are presented in accordance with the requirements of Regulation 33 of the Listing Regulations in this regard; and
- (iii) give a true and fair view in conformity with applicable accounting standards and other accounting principles generally accepted in India of the net profit and other comprehensive income and other financial information of the Group for the year ended March 31, 2022.

#### **Basis for Opinion**

We conducted our audit in accordance with the Standards on Auditing (SAs) specified under section 143(10) of the Companies Act, 2013 (the Act). Our responsibilities under those Standards are further described in the Auditor's Responsibilities for the Audit of the Consolidated Financial Results section of our report. We are independent of the Company in accordance with the Code of Ethics issued by the Institute of Chartered Accountants of India together with the ethical requirements that are relevant to our audit of the financial results under the provisions of the Companies Act, 2013 and the Rules thereunder, and we have fulfilled our other ethical responsibilities in accordance with these requirements and the Code of



Ethics. We believe that the audit evidence obtained by us and other auditors in terms of their reports, is sufficient and appropriate to provide a basis for our opinion.

### **Board of Director's Responsibilities for the Consolidated Financial Results**

These Consolidated financial results have been prepared on the basis of consolidated annual financial statements. The Holding Company's Board of Directors are responsible for the preparation and presentation of these consolidated financial results that give a true and fair view of the net profit and other comprehensive income and other financial information of the Group in accordance with the Indian Accounting Standards prescribed under Section 133 of the Act read with relevant rules issued thereunder and other accounting principles generally accepted in India and in compliance with Regulation 33 of the Listing Regulations. This responsibility also includes maintenance of adequate accounting records in accordance with the provisions of the Act for safeguarding of the assets of the Company and for preventing and detecting frauds and other irregularities; selection and application of appropriate accounting policies; making judgments and estimates that are reasonable and prudent; and design, implementation and maintenance of adequate internal financial controls that were operating effectively for ensuring the accuracy and completeness of the accounting records, relevant to the preparation and presentation of the consolidated financial results that give a true and fair view and are free from material misstatement, whether due to fraud or error.

In preparing the consolidated financial results, the Board of Directors are responsible for assessing the ability of the Group to continue as a going concern, disclosing, as applicable, matters related to going concern and using the going concern basis of accounting unless the Board of Directors either intends to liquidate the Company or to cease operations, or has no realistic alternative but to do so. The Board of Directors are also responsible for overseeing the Group's financial reporting process.

### **Auditor's Responsibilities for the Audit of the Consolidated Financial Results**

Our objectives are to obtain reasonable assurance about whether the consolidated financial results as a whole are free from material misstatement, whether due to fraud or error, and to issue an auditor's report that includes our opinion. Reasonable assurance is a high level of assurance, but is not a guarantee that an audit conducted in accordance with SAs will always detect a material misstatement when it exists. Misstatements can arise from fraud or error and are considered material if, individually or in the aggregate, they could reasonably be expected to influence the economic decisions of users taken on the basis of these consolidated financial results. As part of an audit in accordance with SAs, we exercise professional judgment and maintain professional skepticism throughout the audit. We also:

- Identify and assess the risks of material misstatement of the consolidated financial results, whether due to fraud or error, design and perform audit procedures responsive to those risks, and obtain audit evidence that is sufficient and appropriate to provide a basis for our opinion. The risk of not detecting a material misstatement resulting from fraud is higher than for one resulting from error, as fraud may involve collusion, forgery, intentional omissions, misrepresentations, or the override of internal control.
- Obtain an understanding of internal control relevant to the audit in order to design audit procedures that are appropriate in the circumstances. Under Section 143(3) (i) of the Act, we are also responsible for expressing our opinion on whether the company has adequate internal financial controls with reference to financial statements in place and the operating effectiveness of such controls



- Evaluate the appropriateness of accounting policies used and the reasonableness of accounting estimates and related disclosures made by the Board of Directors. Conclude on the appropriateness of the Board of Directors' use of the going concern basis of accounting and, based on the audit evidence obtained, whether a material uncertainty exists related to events or conditions that may cast significant doubt on the ability of the Group to continue as a going concern. If we conclude that a material uncertainty exists, we are required to draw attention in our auditor's report to the related disclosures in the consolidated financial results or, if such disclosures are inadequate, to modify our opinion. Our conclusions are based on the audit evidence obtained up to the date of our auditor's report. However, future events or conditions may cause the Group and its associates and jointly controlled entities to cease to continue as a going concern.
- Evaluate the overall presentation, structure and content of the consolidated financial results, including the disclosures, and whether the financial results represent the underlying transactions and events in a manner that achieves fair presentation.
- Obtain sufficient appropriate audit evidence regarding the financial results/financial information of the entities within the Group to express an opinion on the consolidated Financial Results. We are responsible for the direction, supervision and performance of the audit of financial information of such entities included in the consolidated financial results of which we are the independent auditors. For the other entities included in the consolidated Financial Results, which have been audited by other auditors, such other auditors remain responsible for the direction, supervision and performance of the audits carried out by them. We remain solely responsible for our audit opinion.

We communicate with those charged with governance of the Holding Company and such other entities included in consolidated financial results of which we are the independent auditors regarding, among other matters, the planned scope and timing of the audit and significant audit findings, including any significant deficiencies in internal control that we identify during our audit.

We also provide those charged with governance with a statement that we have complied with relevant ethical requirements regarding independence, and to communicate with them all relationships and other matters that may reasonably be thought to bear on our independence, and where applicable, related safeguards. We also performed procedures in accordance with the circular issued by the SEBI under Regulation 33(8) of the Listing Regulations, as amended, to the extent applicable.

#### **Other Matter**

The consolidated Financial Results includes the Financial Results of one subsidiary whose Financial Statements/Financial Results/ financial information are audited by us and other two subsidiary, whose Financial Statements/Financial Results/ financial information which are not audited by us which reflects Group's share of total assets of Rs. 683.58 (in lakhs) as at March 31, 2022, Group's share of total revenue of Rs. 1470.88 (in lakhs) and Group's share of total net profit/ (loss) after tax of Rs. 698.14 (in lakhs) for the period from April 1, 2021 to March 31, 2022 respectively, as considered in the consolidated Financial Results and our opinion on the consolidated Financial Results, in so far as it relates to the amounts and disclosures included in respect of these entities, is based solely on the report of such auditors and the procedures performed by us are as stated in paragraph above.




Our opinion on the consolidated Financial Results is not modified in respect of the above matters with respect to our reliance on the work done and the reports of the other auditors and the Financial Results/financial information certified by the Board of Directors.

The Financial Results include the results for the quarter ended March 31, 2022 being the balancing figure between the audited figures in respect of the full financial and the published unaudited figures for the third quarter ended December 31, 2021 of the current financial year (which are certified by the management).

PLACE: MUMBAI  
DATED: 20/05/2022  
UDIN: 22112353AJHERU2615



FOR GUPTA RAJ & CO.  
CHARTERED ACCOUNTANTS  
FIRM NO. 001687N

  
\_\_\_\_\_  
NIKUL JALAN  
PARTNER  
Membership No. 112353

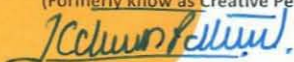
CREATIVE NEWTECH LIMITED  
(Formerly known as Creative Peripherals and Distribution Limited)

Audited CONSOLIDATED Balance Sheet as at Mar 31, 2022

(Rs. in Lacs)

Particulars	For the Year ended Mar 31, 2022 ( Audited)	For the Year ended Mar 31, 2021 ( Audited)
<b>ASSETS</b>		
<b>Non-Current Assets</b>		
(a) Property, Plant and Equipment	1,037.92	984.98
(b) Intangible Assets	18.50	21.60
(c) Financial Assets		
(i) Investments		
(ii) Other Financial Assets		
(d) Deferred Tax Assets (Net)	16.72	9.45
(e) Other Non Current Assets	0.13	0.03
<b>Total Non - Current Assets</b>	<b>1,073.27</b>	<b>1,016.06</b>
<b>Current Assets</b>		
(a) Inventories	9,701.69	5,979.21
(b) Financial Assets		
(i) Trade Receivables	8,477.25	5,595.39
(ii) Cash and Cash Equivalents	285.72	225.19
(iii) Bank Balances other than (ii) above	538.11	399.46
(v) Other Financial Assets	5.38	3.59
(c) Other Current assets	5,232.70	5,958.63
<b>Total Current Assets</b>	<b>24,240.85</b>	<b>18,161.47</b>
<b>Total Assets</b>	<b>25,314.12</b>	<b>19,177.53</b>
<b>EQUITY AND LIABILITIES</b>		
<b>Equity</b>		
(a) Equity Share Capital	1,200.00	1,160.00
(b) Other Equity	6,861.62	4,704.43
(c) Money Received Against Share Warrant	165.00	
<b>Sub Total -Equity Attributable to the owners of the company</b>	<b>8,226.62</b>	<b>5,864.43</b>
Non-Controlling Interest	610.52	303.81
<b>Total Equity</b>	<b>8,837.14</b>	<b>6,168.24</b>
Share application money pending Allotment		
<b>LIABILITIES</b>		
<b>Non-Current Liabilities</b>		
(a) Financial Liabilities		
(i) Borrowings	1,037.34	342.99
(b) Provisions	95.20	78.86
<b>Total Non - Current Liabilities</b>	<b>1,132.54</b>	<b>421.85</b>
<b>Current Liabilities</b>		
(a) Financial Liabilities		
(i) Borrowings	5,397.28	3,950.33
(ii) Trade Payables		
- total outstanding dues of micro enterprises and small enterprises	972.55	
- total outstanding dues of creditors other than micro enterprises and small enterprises	4,541.88	3,832.40
(iii) Other Financial Liabilities	3,536.14	2,956.16
(b) Other Current Liabilities	793.59	1,698.36
(c) Provisions	14.17	13.85
(d) Current Tax Liabilities (Net)	88.83	136.24
<b>Total Current Liabilities</b>	<b>15,344.44</b>	<b>12,587.44</b>
<b>Total Equity and Liabilities</b>	<b>25,314.12</b>	<b>19,177.53</b>

For Creative Newtech Limited  
(Formerly known as Creative Peripherals and Distribution Limited)



Ketan C Patel (DIN - 00127633)  
Chairman and Managing Director  
May 20, 2022, Mumbai



**CREATIVE**  
NEWTECH

**Creative Newtech Limited**

(Formerly known as Creative Peripherals and Distribution Limited)

**Registered Office:** 3rd & 4th Floor, Plot No. 137AB,

Kandivali Co-Op Industrial Estate Limited, Charkop, Kandivali West, Mumbai - 400 067.

[www.creativenewtech.com](http://www.creativenewtech.com)

ISO 9001:2015 Certified Company

(CIN): L52392MH2004PLC148754

T: 022 5061 2700 E: hr@creativenewtech.com

**CREATIVE NEWTECH LIMITED**  
(Formerly known as Creative Peripherals and Distribution Limited)

Audited CONSOLIDATED Statement of Profit and Loss for the Quarter and Year ended Mar 31, 2022

(Rs. in Lacs)

Particular	'For the Quarter Ended	'For the Quarter Ended	'For the Quarter Ended	'For the Year Ended	'For the Year Ended
	Mar 31, 2022 (Audited)	Mar 31, 2021 (Audited)	Dec 31, 2021 (Unaudited)	Mar 31, 2022 (Audited)	Mar 31, 2021 (Audited)
Revenue from Operations	26,238.72	17,719.02	29,904.39	93,388.10	52,014.72
Other Income	597.40	167.86	331.55	1,393.06	617.40
<b>Total Income</b>	<b>26,836.12</b>	<b>17,886.88</b>	<b>30,235.94</b>	<b>94,781.16</b>	<b>52,632.12</b>
<b>Expenses</b>					
(a) Purchases of Stock in Trade	25,286.94	16,396.46	30,611.65	89,211.30	47,367.69
(b) Changes in inventories of finished goods and work-in progress	(1,314.41)	(314.76)	(3,350.75)	(3,559.29)	133.65
(c) Employee Benefits Expenses	285.43	264.35	306.80	1,147.18	859.52
(d) Finance Costs	199.75	153.60	152.80	607.18	468.80
(e) Depreciation and Amortisation Expense	38.00	30.47	45.55	148.98	102.44
(f) Other Expenses	1,650.60	785.17	1,612.13	4,720.03	2,398.18
<b>Total Expenses</b>	<b>26,146.31</b>	<b>17,315.29</b>	<b>29,378.18</b>	<b>92,275.38</b>	<b>51,330.28</b>
<b>Profit/(Loss) before Exceptional and Extraordinary Item</b>	<b>689.81</b>	<b>571.59</b>	<b>857.76</b>	<b>2,505.78</b>	<b>1,301.84</b>
<b>Exceptional and Extraordinary Item</b>					
Loss by Fire	5.41	-	(10.53)	12.57	-
<b>Total Exceptional and Extraordinary Item</b>	<b>5.41</b>	<b>-</b>	<b>(10.53)</b>	<b>12.57</b>	<b>-</b>
<b>Profit/(Loss) before Tax</b>	<b>684.40</b>	<b>571.59</b>	<b>868.29</b>	<b>2,493.21</b>	<b>1,301.84</b>
<b>Tax Expense</b>					
(a) Current Tax	167.62	137.23	170.47	575.57	362.07
(b) Tax adjustments relating to prior years	-	-	-	-	-
(c) Deferred Tax	(1.34)	2.61	(2.18)	(7.27)	1.55
<b>Total Tax Expense</b>	<b>166.28</b>	<b>139.84</b>	<b>168.29</b>	<b>568.30</b>	<b>363.62</b>
<b>Profit/(Loss) for the year</b>	<b>518.12</b>	<b>431.75</b>	<b>700.00</b>	<b>1,924.91</b>	<b>938.22</b>
<b>Other Comprehensive Income</b>					
(i) Items that will not be reclassified to profit or loss	-	-	-	-	-
(a) Remeasurements of Defined Benefit Plans	6.73	8.21	-	1.09	3.96
(b) Income Tax on above	(1.69)	(1.00)	-	(0.27)	(1.00)
(ii) Items that will be reclassified to profit or loss	-	-	-	-	-
<b>Total Other Comprehensive Income for the year</b>	<b>5.04</b>	<b>7.21</b>	<b>-</b>	<b>0.82</b>	<b>2.96</b>
<b>Total Comprehensive Income for the year</b>	<b>523.16</b>	<b>438.96</b>	<b>700.00</b>	<b>1,925.73</b>	<b>941.18</b>
<b>Equity Shareholders for Parent Company</b>	<b>530.40</b>	<b>444.87</b>	<b>405.79</b>	<b>1,599.38</b>	<b>957.99</b>
<b>Non controlling Interest</b>	<b>(7.24)</b>	<b>(5.91)</b>	<b>294.21</b>	<b>326.35</b>	<b>(16.81)</b>
<b>Earnings per Equity Share of ` 10 par value :</b>					
Basic (Rs. per share)	4.47	3.75	3.42	13.49	8.08
Diluted (Rs. per share)	4.32	3.63	3.31	13.04	7.81

For Creative NewTech Limited  
(Formerly know as Creative Peripherals and Distribution Limited)



Ketan C Patel (DIN - 00127633)  
Chairman and Managing Director  
May 20, 2022 , Mumbai



**CREATIVE**  
NEWTECH

**Creative Newtech Limited**  
(Formerly known as Creative Peripherals and Distribution Limited)

**Registered Office:** 3rd & 4th Floor, Plot No. 137AB,  
Kandivali Co-Op Industrial Estate Limited, Charkop, Kandivali West, Mumbai - 400 067.

[www.creativenewtech.com](http://www.creativenewtech.com)

ISO 9001:2015 Certified Company  
(CIN): L52392MH2004PLC148754

T: 022 5061 2700 E: hr@creativenewtech.com



**CREATIVE NEWTECH LIMITED**

(Formerly known as Creative Peripherals and Distribution Limited)


Audited CONSOLIDATED Statement of Cash Flow for the Year ended Mar 31, 2022

(Rs. in Lacs)

Particulars	For the Year ended	For the Year ended
	Mar 31, 2022	Mar 31, 2021
<b>A. CASH FLOW FROM OPERATING ACTIVITIES</b>		
Profit / (Loss) Before Tax	2,493.21	1,301.84
<b>Adjustments for</b>		
Depreciation and Amortisation	148.98	102.44
Finance Cost	450.29	339.66
Interest on late payment	0.62	0.97
Interest on FD and ICD	(20.69)	(21.87)
OCI Amount	1.09	-
Provisions for expense	39.40	16.28
<b>Operating Profit Before Working Capital Changes</b>	<b>3,112.90</b>	<b>1,739.32</b>
<b>Adjustments for increase / decrease in:</b>		
Trade receivables	(2,891.56)	(1,737.75)
Other Financial Assets and other Current Assets	724.14	(1,757.13)
Inventories	(3,559.29)	133.64
Trade payable, Other Financial & Current Liabilities	1,344.17	1,515.05
Other Non Current Asset	(0.10)	0.98
<b>Cash generated from operations</b>	<b>(1,269.73)</b>	<b>(105.89)</b>
Income-tax (paid) / refund (net)	(623.34)	(289.61)
<b>Net cash flow from operating activities</b>	<b>(1,893.07)</b>	<b>(395.50)</b>
<b>B. CASH FLOW FROM INVESTING ACTIVITIES</b>		
Purchase of PPE, intangible assets and work in progress	(198.82)	(219.86)
Purchase of PPE-Adjustment	-	(0.09)
Purchase of Investments	-	-
Income from Investments i.e. FD and ICD	20.69	21.87
Sale of Investments	-	105.67
(Investment) & Redemption in bank deposit (having maturity more than	(138.65)	(63.22)
<b>Net cash flow (used in) investing activities</b>	<b>(316.78)</b>	<b>(155.63)</b>
<b>C. CASH FLOW FROM FINANCING ACTIVITIES</b>		
Proceeds / (Repayment) of Long-term Borrowings	694.35	(137.59)
Proceeds / (Repayment) of Short-term Borrowings (net)	1,446.95	1,243.37
Issue of Equity Share	440.00	-
Issue of Share Warrant	165.00	-
Finance Cost Paid	(450.91)	(340.63)
Dividend and DDT Paid	(60.00)	(18.01)
<b>Net cash flow from financing activities</b>	<b>2,235.39</b>	<b>747.15</b>
<b>Net increase / (decrease) in cash and cash equivalents</b>	<b>25.54</b>	<b>196.02</b>
<b>Cash and cash equivalents as at the beginning of the year</b>	<b>225.19</b>	<b>52.32</b>
Exchange difference on translation of Foreign currency	35.00	(23.16)
<b>Cash and cash equivalents as at the end of the year</b>	<b>285.72</b>	<b>225.19</b>

- Cash Flow Statement has been prepared under the indirect method as set out in Ind AS 7 specified under section 133 of the Companies Act, 2013 read with Rule 7 of the Companies (Accounts) Rules, 2014..
- Figures in bracket indicate Cash Outflow.

For Creative Newtech Limited  
(Formerly know as Creative Peripherals and Distribution Limited)



Ketan C Patel (DIN - 00127633)  
Chairman and Managing Director  
May 20, 2022, Mumbai



**CREATIVE**  
NEWTECH

**Creative Newtech Limited**

(Formerly known as Creative Peripherals and Distribution Limited)

**Registered Office:** 3rd & 4th Floor, Plot No. 137AB,

Kandivali Co-Op Industrial Estate Limited, Charkop, Kandivali West, Mumbai - 400 067.

[www.creativenewtech.com](http://www.creativenewtech.com)

ISO 9001:2015 Certified Company

(CIN): L52392MH2004PLC148754

**T:** 022 5061 2700 **E:** hr@creativenewtech.com

## Notes on Consolidated Financial Results:

1. The audited consolidated financial results of the Company for the year ended March 31, 2022 have been reviewed by the Audit Committee of the Board and approved by the Board of Directors at its meetings held on **20<sup>th</sup> May, 2022**.
2. The results for the year ended March 31, 2022 are available on the National Stock Exchange website (URL: [www.nseindia.com](http://www.nseindia.com)) and on the Company's website URL: [www.creativenewtech.com](http://www.creativenewtech.com).
3. These Consolidated financial results have been prepared in accordance with the recognition and measurement principles of Indian Accounting Standards ("Ind AS") prescribed under Section 133 of the Companies Act, 2013 read with the relevant rules issued there under and the other accounting principles generally accepted in India.
4. The MCA wide notification dated 24th March 2021 has amended Schedule III to the Companies Act, 2013 in respect of certain disclosures which are applicable from 1st April 2021. The Company has incorporated the changes as per the said amendment in the above results and has also changed comparative numbers wherever applicable.
5. Given the Covid-19 pandemic situation, the Company has performed detailed analysis and has assessed the impact of pandemic on business and financial results based on information available from internal and external sources. The Company has determined that there is no significant impact for the current period. Considering the continuing uncertainty, the Company will continue to closely monitor any material changes to future economic conditions due to this pandemic situation.
6. The figures for the corresponding previous period have been regrouped / reclassified wherever necessary, to make them comparable. The figures for quarter ended 31st March, 2022 are balancing figures between the audited figures of the full financial year and the reviewed year-to-date figures up to the third quarter of the financial year.
7. The above audited consolidated financial results have been prepared in accordance with the principles and procedures as set out in Ind AS 110 "Consolidated Financial Statements".

For **Creative Newtech Limited**  
(Previously known as Creative Peripherals and Distribution Limited)



Ketan C. Patel (DIN - 00127633)  
Chairman and Managing Director  
May 20, 2022, Mumbai



# CREATIVE NEWTECH

### **Creative Newtech Limited**

(Formerly known as Creative Peripherals and Distribution Limited)

**Registered Office:** 3rd & 4th Floor, Plot No. 137AB,

Kandivali Co-Op Industrial Estate Limited, Charkop, Kandivali West, Mumbai - 400 067.

[www.creativenewtech.com](http://www.creativenewtech.com)

ISO 9001:2015 Certified Company

(CIN): L52392MH2004PLC148754

T: 022 5061 2700 E: [hr@creativenewtech.com](mailto:hr@creativenewtech.com)

**CREATIVE NEWTECH LIMITED**

(Formerly known as Creative Peripherals and Distribution Limited)

## Audited CONSOLIDATED Segment wise Revenue and Results For Quarter and Year Ended Mar 31, 2022

(Rs. in Lacs)

Particulars	Quarter Ended March 31, 2022 Audited	Quarter Ended March 31, 2021 Audited	Quarter Ended Dec 31, 2021 Unaudited	Year Ended March 31, 2022 Audited	Year Ended March 31, 2021 Audited
<b>Segment Revenue</b>					
- EB	14,111.47	8,114.41	19,522.63	54,216.16	18,269.01
- FMSG	5,594.17	4,974.40	5,376.73	18,687.68	18,525.08
- FMEG	366.16	9.29	424.19	1,069.39	9.29
- FMCT	6,166.92	4,620.91	4,580.85	19,414.87	15,211.34
<b>Revenue from Operations</b>	<b>26,238.72</b>	<b>17,719.02</b>	<b>29,904.39</b>	<b>93,388.10</b>	<b>52,014.72</b>
<b>Segment Results</b>					
Net Revenue from each segment after deducting allocable cost					
- EB	481.14	64.55	730.27	1,924.52	1,026.04
- FMSG	1,373.26	1,144.06	1,539.85	4,654.40	2,691.67
- FMEG	12.53	12.47	30.09	60.40	12.47
- FMCT	399.26	416.24	343.28	1,096.77	783.20
<b>Total</b>	<b>2,266.19</b>	<b>1,637.32</b>	<b>2,643.49</b>	<b>7,736.09</b>	<b>4,513.38</b>
Less: Finance Cost	199.75	153.60	152.80	607.18	468.80
Less: Unallocable cost Including Unallocated Revenue	1,376.63	912.13	1,632.93	4,623.13	2,742.74
<b>Total Profit before Tax</b>	<b>689.81</b>	<b>571.59</b>	<b>857.76</b>	<b>2,505.78</b>	<b>1,301.84</b>

**CREATIVE NEWTECH LIMITED**

(Formerly known as Creative Peripherals and Distribution Limited)

## Audited CONSOLIDATED Segment wise Assets and Liabilities as on March 31, 2022

(Rs. in Lacs)

Particulars	Quarter Ended March 31, 2022 Audited	Quarter Ended March 31, 2021 Audited	Quarter Ended Dec 31, 2021 Unaudited	Year Ended March 31, 2022 Audited	Year Ended March 31, 2021 Audited
<b>Total Assest</b>					
- EB	2,773.43	1,061.46	1,710.38	2,773.43	1,061.46
- FMSG	8,566.09	4,931.82	6,496.72	8,566.09	4,931.82
- FMEG	365.19	305.10	377.20	365.19	305.10
- FMCT	5,839.49	3,605.01	4,875.86	5,839.49	3,605.01
<b>Total</b>	<b>17,544.20</b>	<b>9,903.39</b>	<b>13,460.16</b>	<b>17,544.20</b>	<b>9,903.39</b>
<b>Total Liability</b>					
- EB	1,082.24	361.04	1,125.37	1,082.24	361.04
- FMSG	1,947.57	1,342.54	207.54	1,947.57	1,342.54
- FMEG	125.62	198.90	180.44	125.62	198.90
- FMCT	1,721.62	932.68	960.98	1,721.62	932.68
<b>Total</b>	<b>4,877.05</b>	<b>2,835.16</b>	<b>2,474.33</b>	<b>4,877.05</b>	<b>2,835.16</b>

Note - Accounts receivable payable are taken at net of advances received from customer and advance paid to vendor

For Creative NewTech Limited

(Formerly know as Creative Peripherals and Distribution Limited)



Ketan C Patel (DIN - 00127633)  
Chairman and Managing Director  
May 20, 2022, Mumbai



# CREATIVE

NEWTECH

**Creative Newtech Limited**

(Formerly known as Creative Peripherals and Distribution Limited)

**Registered Office:** 3rd & 4th Floor, Plot No. 137AB,

Kandivali Co-Op Industrial Estate Limited, Charkop, Kandivali West, Mumbai - 400 067.

**www.creativenewtech.com**

ISO 9001:2015 Certified Company

(CIN): L52392MH2004PLC148754

T: 022 5061 2700 E: hr@creativenewtech.com

**CREATIVE NEWTECH LIMITED**

(Formerly known as Creative Peripherlas and Distribution Limited)


**Statement of Changes in Equity for the Year ended Mar 31, 2022****A. Equity Share Capital (Rs. in Lacs)**

Particulars	Total
As at April 1, 2021	1,160
Changes in Equity Share Capital	40
As at March 31, 2021	1,200

**B. Other Equity (Rs. in Lacs)**

Particulars	Reserves and Surplus		Equity Instruments through Other	Total
	Share Premium	Retained Earnings		
Balance as at April 1, 2021	590.00	3,522.36		4,112.36
Profit / (Loss) for the year	400.00	1,718.62		2,118.62
<b>Total</b>	<b>990.00</b>	<b>5,240.98</b>	-	<b>6,230.98</b>
Remeasurement gain / (loss) on Defined Benefit Plan		1.09		1.09
Income Tax on above		(0.27)		(0.27)
<b>Total Comprehensive Income for the year</b>		<b>0.82</b>		<b>0.82</b>
Dividend		(60.00)		(60.00)
Dividend Distribution Tax				-
Bonus Shares issued				
Share Warrant			165.00	165.00
<b>Balance as at March 31, 2022</b>	<b>990.00</b>	<b>5,181.80</b>	<b>165.00</b>	<b>6,336.80</b>

For Creative NewTech Limited  
(Formerly know as Creative Peripherals and Distribution Limited)



Ketan C Patel (DIN - 00127633)  
Chairman and Managing Director  
May 20, 2022, Mumbai



# CREATIVE

NEWTECH

**Creative Newtech Limited**

(Formerly known as Creative Peripherals and Distribution Limited)

**Registered Office:** 3rd & 4th Floor, Plot No. 137AB,

Kandivali Co-Op Industrial Estate Limited, Charkop, Kandivali West, Mumbai - 400 067.

**www.creativenewtech.com**

ISO 9001:2015 Certified Company

(CIN): L52392MH2004PLC148754

**T:** 022 5061 2700 **E:** hr@creativenewtech.com