

## **'Annexure - A'**

### **Quarterly Financial Results for the quarter ended on 31<sup>st</sup> December 2025**

Date of Board Meeting – 05<sup>th</sup> February 2026

Time of Board Meeting – From 11:30 AM to 03:00 PM

### **Content of Annexure for the Financial year ended on 30<sup>th</sup> September 2026:**

1. Limited Review Report on Standalone Financial Results
2. Standalone Profit and Loss Account Statement
3. Notes on Standalone Financial Results
4. Standalone Segment Reporting
5. Limited Review Report on Consolidated Financial Results
6. Consolidated Profit and Loss Account Statement
7. Notes on Consolidated Financial Results
8. Consolidated Segment Reporting
9. Declaration pursuant to Regulation 33 (2) (a) of the SEBI (LODR) Regulations, 2015
10. Declaration pursuant to Regulation 33 (3) (d) of the SEBI (LODR) Regulations, 2015

# GUPTA RAJ & CO. CHARTERED ACCOUNTANTS

MUMBAI: 2-C, MAYUR APARTMENTS, DADABHAI CROSS RD. NO.3, VILE PARLE (WEST), MUMBAI 400056,  
PH. NO. 022-31210901/31210902.

DELHI: 101, KD BLOCK, PITAMPURA, NEAR KOHAT ENCLAVE, NEW DELHI 110034, PH. NO. 011-41045200.

## Limited Review Report - Standalone Financial Results

To,  
The Board of Directors,  
**CREATIVE NEWTECH LIMITED**  
(Formerly Known as Creative Peripherals and Distribution Ltd.)

We have reviewed the accompanying Statement of Unaudited Standalone Financial Results of **Creative Newtech Limited** (Formerly Known as Creative Peripherals and Distribution Ltd.) ("the Company") for the quarter and Nine Month ended 31<sup>st</sup> December, 2025. This statement, which is the responsibility of the Company's Management and has been approved by the Board of Directors, has been prepared in accordance with the recognition and measurement principles laid down in the Indian Accounting Standard 34, (Ind AS 34) "Interim Financial Reporting" prescribed under Section 133 of the Companies Act, 2013, and other accounting principles generally accepted in India and in compliance with Regulation 33 of the SEBI (Listing Obligations and Disclosure Requirements) Regulations, 2015 ("Listing Regulations"). Our responsibility is to issue a report on the Statement based on our review.

We conducted our review of the Statement in accordance with the Standard on Review Engagement (SRE) 2410 'Review of Interim Financial Information performed by the Independent Auditor of the Entity, issued by the Institute of Chartered Accountants of India. This standard requires that we plan and perform the review to obtain moderate assurance as to whether the Statement is free of material misstatement. A review is limited primarily to inquiries of Company personnel and analytical procedures applied to financial data and thus provide less assurance than an audit. We have not performed an audit and accordingly, we do not express an audit opinion.

Based on our review conducted as stated above, nothing has come to our attention that causes us to believe that the accompanying Statement of unaudited standalone financial results, prepared in accordance with the Indian Accounting Standards and other recognised accounting practices and policies, has not disclosed the information required to be disclosed in terms of Regulation 33 of the SEBI (Listing Obligations and Disclosure Requirements) Regulations, 2015, including the manner in which it is to be disclosed, or that it contains any material misstatement.



FOR GUPTA RAJ & CO.  
CHARTERED ACCOUNTANTS  
FIRM NO. 001687N

A handwritten signature in black ink, appearing to read "Nikul Jalan", written over a horizontal line.

NIKUL JALAN  
PARTNER  
Membership No.112353

PLACE: MUMBAI  
DATED: 05/02/2026  
UDIN : 26112353ABILJK6750

CREATIVE NEWTECH LIMITED						
Unaudited Standalone Statement of Profit and Loss for the Quarter and Nine month Ended Dec 31, 2025						(Rs. in Lacs)
Particular	For the Quarter Ended			For the Nine Month Ended		For the Year Ended
	31-Dec-25 (Unaudited)	30-Sep-25 (Unaudited)	31-Dec-24 (Unaudited)	31-Dec-25 (Unaudited)	31-Dec-24 (Unaudited)	31-Mar-25 (Audited)
Revenue from Operations	86,797.98	61,254.36	61,365.40	1,83,324.26	1,28,684.16	1,63,854.80
Other Income from Operation						
Exports Incentives	221.39	74.32	356.51	404.07	683.93	827.67
Other Income	627.81	384.03	795.65	1,325.83	1,442.66	1,871.39
<b>Total Income</b>	<b>87,647.18</b>	<b>61,712.71</b>	<b>62,517.56</b>	<b>1,85,054.16</b>	<b>1,30,810.75</b>	<b>1,66,553.86</b>
<b>Expenses</b>						
(a) Purchases of Stock in Trade	85,263.21	59,748.41	60,305.96	1,78,930.06	1,26,854.28	1,59,078.57
(b) Changes in inventories of finished goods and work-in progress	(1,065.74)	(576.30)	(601.14)	(1,948.98)	(2,906.17)	(1,840.05)
(c) Employee Benefits Expenses	442.21	377.02	404.48	1,161.27	1,225.15	1,581.85
(d) Finance Costs	591.51	442.60	347.14	1,329.92	706.20	994.86
(e) Depreciation and Amortisation Expense	39.95	33.47	29.76	103.85	84.14	116.07
(f) Other Expenses	1,114.09	693.53	917.45	2,529.61	2,304.28	3,222.72
<b>Total Expenses</b>	<b>86,385.23</b>	<b>60,718.73</b>	<b>61,403.65</b>	<b>1,82,105.73</b>	<b>1,28,267.88</b>	<b>1,63,154.02</b>
<b>Profit/(Loss) before Exceptional and Extraordinary Item</b>	<b>1,261.95</b>	<b>993.98</b>	<b>1,113.91</b>	<b>2,948.43</b>	<b>2,542.87</b>	<b>3,399.84</b>
Exceptional and Extraordinary Item						
<b>Total Exceptional and Extraordinary Item</b>	<b>-</b>	<b>-</b>	<b>-</b>	<b>-</b>	<b>-</b>	<b>-</b>
<b>Profit/(Loss) before Tax</b>	<b>1,261.95</b>	<b>993.98</b>	<b>1,113.91</b>	<b>2,948.43</b>	<b>2,542.87</b>	<b>3,399.84</b>
Tax Expense						
(a) Current Tax	317.61	250.16	280.35	742.06	639.99	855.67
(b) Tax adjustments relating to prior years			-			
(c) Deferred Tax	(10.42)	34.82	(1.20)	11.66	(6.49)	(12.27)
<b>Total Tax Expense</b>	<b>307.19</b>	<b>284.98</b>	<b>279.15</b>	<b>753.72</b>	<b>633.50</b>	<b>843.40</b>
<b>Profit/(Loss) for the year</b>	<b>954.76</b>	<b>709.00</b>	<b>834.76</b>	<b>2,194.71</b>	<b>1,909.37</b>	<b>2,556.44</b>
<b>Other Comprehensive Income</b>						
(i) Items that will not be reclassified to profit or loss			-			
(a) Remeasurements of Defined Benefit Plans	-	6.96	-	6.96	(15.14)	(6.00)
(b) Income Tax on above	-	(1.75)	-	(1.75)	3.81	1.51
(ii) Items that will be reclassified to profit or loss			-			
<b>Total Other Comprehensive Income for the year</b>	<b>-</b>	<b>5.21</b>	<b>-</b>	<b>5.21</b>	<b>(11.33)</b>	<b>(4.49)</b>
<b>Total Comprehensive Income for the year</b>	<b>954.76</b>	<b>714.21</b>	<b>834.76</b>	<b>2,199.92</b>	<b>1,898.04</b>	<b>2,551.95</b>
<b>Earnings per Equity Share of Rs. 10 par value :</b>						
Basic (Rs. per share)	6.36	4.72	5.89	14.62	13.48	17.82
Diluted (Rs. per share)	6.36	4.72	5.77	14.62	13.19	17.82



For Creative Newtech Limited

*Ketan Patel*

Ketan Patel  
Chairman and Managing Director  
DIN - 00127633

*Abhijit Kanvinde*

Abhijit Kanvinde  
Chief Financial Officer




Date - 05th February 2026  
Place - Mumbai

## **Notes on Standalone Financial Results:**

1. The above standalone financial results for the quarter ended 31<sup>st</sup> December 2025 were reviewed by the Audit Committee and thereafter taken on record by the Board in its meeting held on 05<sup>th</sup> February 2026 and also Limited Review were carried out by the Statutory Auditors.
2. The results for the quarter ended 31<sup>st</sup> December 2025 are available on the National Stock Exchange website (URL: [www.nseindia.com](http://www.nseindia.com)), Bombay Stock Exchange (URL: [www.bseindia.com](http://www.bseindia.com)) and on the Company's website (URL: [www.creativenewtech.com](http://www.creativenewtech.com)).
3. This statement has been prepared in accordance with the companies (Indian Accounting Standards) Rules, 2015 (Ind AS) prescribed under section 133 of the companies Act, 2013 and other recognised accounting practices and policies to the extent applicable.
4. Previous period/year figures have been regrouped/reclassified to make them comparable with those of current period.

**For Creative Newtech Limited**



**Ketan Patel**  
Chairman and Managing Director  
DIN - 00127633



**Abhijit Kanvinde**  
Chief Financial Officer



**Date - 05<sup>th</sup> February 2026**

**Place - Mumbai**



# Creative Newtech Limited

CIN - L52392MH2004PLC148754

An ISO 9001:2015 Certified Company

Registered Office: 3<sup>rd</sup> & 4<sup>th</sup> floor, Plot No. 137AB, Kandivali Co-op Industrial Estate Limited, Charkop, Kandivali West, Mumbai 400067

Contact No.: +91 22 50612700

Email: cs@creativenewtech.com

Website: www.creativenewtech.com

## CREATIVE NEWTECH LIMITED

### Unaudited Standalone Segment wise Revenue and Results For Quarter Ended & Nine Month ended Dec 31, 2025

(Rs. in Lacs)

Particular	For the Quarter Ended			For the Nine Month Ended		For the Year Ended
	31-Dec-25 (Unaudited)	30-Sep-25 (Unaudited)	31-Dec-24 (Unaudited)	31-Dec-25 (Unaudited)	31-Dec-24 (Unaudited)	31-Mar-25 (Audited)
<b>Segment Revenue</b>						
Brand Business	11,169.95	3,904.30	5,339.95	17,775.41	10,417.13	13,475.02
Market Entry Specialist	75,628.03	57,350.06	56,025.45	1,65,548.85	1,18,267.03	1,50,379.78
<b>Revenue from Operations</b>	<b>86,797.98</b>	<b>61,254.36</b>	<b>61,365.40</b>	<b>1,83,324.26</b>	<b>1,28,684.16</b>	<b>1,63,854.80</b>
<b>Segment Results</b>						
Net Revenue from each segment after deducting allocable cost						
Brand Business	908.45	361.27	154.09	1,631.28	777.42	1,110.21
Market Entry Specialist	1,692.06	1,720.98	1,506.50	4,711.90	3,958.63	5,506.07
<b>Total</b>	<b>2,600.51</b>	<b>2,082.25</b>	<b>1,660.59</b>	<b>6,343.18</b>	<b>4,736.05</b>	<b>6,616.28</b>
Less: Finance Cost	591.51	442.60	347.14	1,329.92	706.20	994.86
Less: Unallocable cost Including Unallocated Revenue	747.05	645.67	199.54	2,064.83	1,486.98	2,221.58
<b>Total Profit before Tax</b>	<b>1,261.95</b>	<b>993.98</b>	<b>1,113.91</b>	<b>2,948.43</b>	<b>2,542.87</b>	<b>3,399.84</b>

## CREATIVE NEWTECH LIMITED

### Unaudited Standalone Segment wise Assets and Liabilities as on Dec 31, 2025

(Rs. in Lacs)

Particular	For the Quarter Ended			For the Nine Month Ended		For the Year Ended
	31-Dec-25 (Unaudited)	30-Sep-25 (Unaudited)	31-Dec-24 (Unaudited)	31-Dec-25 (Unaudited)	31-Dec-24 (Unaudited)	31-Mar-25 (Audited)
<b>Total Assest</b>						
Brand Business	8,091.70	7,506.65	7,870.90	8,091.70	7,870.90	7,845.38
Market Entry Specialist	30,346.40	45,252.92	17,870.56	30,346.40	17,870.56	21,226.42
<b>Total</b>	<b>38,438.10</b>	<b>52,759.57</b>	<b>25,741.46</b>	<b>38,438.10</b>	<b>25,741.46</b>	<b>29,071.80</b>
<b>Total Liability</b>						
Brand Business	3,381.42	317.35	2,696.30	3,381.42	2,696.30	364.09
Market Entry Specialist	-6,325.72	22,281.21	424.48	-6,325.72	424.48	7,093.12
<b>Total</b>	<b>-2,944.30</b>	<b>22,598.56</b>	<b>3,120.78</b>	<b>-2,944.30</b>	<b>3,120.78</b>	<b>7,457.21</b>

Note - Accounts receivable payable are taken at net of advances received from customer and advance paid to vendor

Date - 05th February 2026

Place - Mumbai



For Creative Newtech Limited

*Ketan Patel*

Ketan Patel  
Chairman and Managing Director  
DIN - 00127633

*Abhijit Kanvinde*

Abhijit Kanvinde  
Chief Financial Officer





# GUPTA RAJ & CO. CHARTERED ACCOUNTANTS

---

MUMBAI: 2-C, MAYUR APARTMENTS, DADABHAI CROSS RD. NO.3, VILE PARLE (WEST), MUMBAI 400056,  
PH. NO. 022-31210901/31210902.

DELHI: 101, KD BLOCK, PITAMPURA, NEAR KOHAT ENCLAVE, NEW DELHI 110034, PH. NO. 011-41045200.

---

## Limited Review Report - Consolidated Financial Results

To,  
The Board of Directors,  
**CREATIVE NEWTECH LIMITED**  
(Formerly Known as Creative Peripherals And Distribution Ltd.)

We have reviewed the accompanying Statement of Consolidated Unaudited Financial Results of **Creative Newtech Limited** (Formerly Known as Creative Peripherals and Distribution Ltd.) ("the Company") comprising its subsidiaries for the Quarter ended 31<sup>st</sup> December, 2025 ("the Statement"), being submitted by the Company pursuant to the requirements of Regulation 33 of the SEBI (Listing Obligations and Disclosure Requirements) Regulations, 2015, as amended.

This statement, which is the responsibility of the Company's Management and has been approved by the Board of Directors, has been prepared in accordance with the recognition and measurement principles laid down in the Indian Accounting Standard 34, (Ind AS 34) "Interim Financial Reporting" prescribed under Section 133 of the Companies Act, 2013, and other accounting principles generally accepted in India and in compliance with Regulation 33 of the SEBI (Listing Obligations and Disclosure Requirements) Regulations, 2015 ("Listing Regulations"). Our responsibility is to issue a report on the Statement based on our review.

The consolidated financial result includes the results of the two subsidiaries namely Creative Peripherals and Distribution Limited Hong Kong, Secure Connection Limited Hong Kong and one associate company namely Creative Ecommerce Ventures Private Limited. However we did not reviewed the results of Creative Peripherals and Distribution Limited, Hong Kong and Secure Connection Limited Hong Kong for the Quarter ended financial results.

We conducted our review of the Statement in accordance with the Standard on Review Engagement (SRE) 2410 'Review of Interim Financial Information performed by the Independent Auditor of the Entity, issued by the Institute of Chartered Accountants of India. This standard requires that we plan and perform the review to obtain moderate assurance as to whether the Statement is free of material misstatement. A review is limited primarily to inquiries of Company personnel and analytical procedures applied to financial data and thus provide less assurance than an audit. We have not performed an audit and accordingly, we do not express an audit opinion.

Based on our review conducted as above, nothing has come to our attention that causes us to believe that the accompanying Statement, prepared in accordance with the recognition and measurement principles laid down in the applicable Indian Accounting Standards ('Ind AS') specified under Section 133 of the Companies Act, 2013 as amended, read with relevant rules issued thereunder and other recognised accounting practices and policies has not disclosed the information required to be disclosed in terms of the Regulation, read with the Circular, including the manner in which it is to be disclosed, or that it contains any material misstatement.

We did not review the interim financial information of subsidiaries Creative Peripherals and Distribution Limited, Hong Kong and Secure Connection Limited, Hong Kong included in the consolidated unaudited financial results, whose interim financial information reflect assets of Rs. 2,152.89 Lakhs and Rs. 15,438.74 Lakhs respectively as at December 31, 2025, revenues of Rs. 1,374.49 Lakhs and Rs. 22,717.94 Lakhs respectively for the Nine Month ended December 31, 2025, total net profit/ (loss) after tax before elimination of inter balance transactions between companies are loss of Rs. (25.87) Lakhs and Profit of Rs. 3,162.38 lakhs respectively for the Nine Month ended December 31, 2025. We reviewed the interim financials of associate Creative Ecommerce Ventures Pvt Ltd. which is included in the consolidated unaudited financial results, assets of Associate Company as on December 31, 2025 is Rs. 126.45 Lakhs. The share of loss in Associate Company is of Rs. (1.88) lakhs, which is included in the Consolidated Financial Results for the nine month ended December 31, 2025

These interim financial information have been reviewed by other auditors whose reports have been furnished to us by the Management and our conclusion on the Statement, in so far as it relates to the amounts and disclosures included in respect of these subsidiaries is based solely on the financial informations certified by management.

Our conclusion on the Statement is not modified in respect of our reliance on the interim financial information certified by the Management.



FOR GUPTA RAJ & CO.  
CHARTERED ACCOUNTANTS  
FIRM NO. 001687N

A handwritten signature in black ink, appearing to read "Nikul Jalan", written over a horizontal line.

NIKUL JALAN  
PARTNER  
Membership No. 0112353

PLACE: MUMBAI  
DATED: 05/02/2026  
UDIN : 26112353MGPWYT9065


CREATIVE NEWTECH LIMITED						
Unaudited Consolidated Statement of Profit and Loss for the Quarter and Nine Month ended Dec 31, 2025						(Rs. in Lacs)
Particulars	For the Quarter Ended			For the Nine Month Ended		For the year ended
	31-Dec-25 (Unaudited)	30-Sep-25 (Unaudited)	31-Dec-24 (Unaudited)	31-Dec-25 (Unaudited)	31-Dec-24 (Unaudited)	31-Mar-25 (Audited)
Revenue from Operations	91,179.17	65,501.09	65,905.70	1,95,976.66	1,37,148.63	1,77,447.71
Other Income from Operation						
Exports Incentives	221.39	74.32	356.51	404.07	683.93	827.67
Other Income	627.81	384.03	795.65	1,325.83	1,442.66	1,871.40
<b>Total Income</b>	<b>92,028.37</b>	<b>65,959.44</b>	<b>67,057.86</b>	<b>1,97,706.56</b>	<b>1,39,275.22</b>	<b>1,80,146.78</b>
Expenses						
(a) Purchases of Stock in Trade	86,531.97	62,117.27	62,659.80	1,85,507.73	1,30,468.27	1,65,256.38
(b) Changes in inventories of finished goods and work-in progress	(1,484.29)	(1,369.54)	(1,367.12)	(3,964.57)	(4,039.16)	(2,670.89)
(c) Employee Benefits Expenses	582.23	490.63	430.84	1,508.46	1,393.19	1,824.24
(d) Finance Costs	598.63	448.58	356.17	1,347.96	722.12	1,015.59
(e) Depreciation and Amortisation Expense	43.54	33.47	29.28	107.44	84.14	116.07
(f) Other Expenses	3,120.87	2,048.62	2,962.76	7,193.59	6,075.07	8,399.19
<b>Total Expenses</b>	<b>89,392.95</b>	<b>63,769.03</b>	<b>65,071.73</b>	<b>1,91,700.61</b>	<b>1,34,703.63</b>	<b>1,73,940.58</b>
<b>Profit/(Loss) before Exceptional and Extraordinary Item</b>	<b>2,635.42</b>	<b>2,190.41</b>	<b>1,986.13</b>	<b>6,005.95</b>	<b>4,571.59</b>	<b>6,206.20</b>
Exceptional and Extraordinary Item						
Total Exceptional and Extraordinary Item	-	-	-	-	-	-
<b>Profit/(Loss) before Share of Profit/ (Loss) in Associate and Tax</b>	<b>2,635.42</b>	<b>2,190.41</b>	<b>1,986.13</b>	<b>6,005.95</b>	<b>4,571.59</b>	<b>6,206.20</b>
Share of Profit/ (Loss) in Associate	8.86	(10.66)		(1.88)		(51.70)
<b>Profit/(Loss) before Tax</b>	<b>2,644.28</b>	<b>2,179.75</b>	<b>1,986.13</b>	<b>6,004.07</b>	<b>4,571.59</b>	<b>6,154.50</b>
Tax Expense						
(a) Current Tax	317.61	250.16	280.35	742.06	639.99	855.67
(b) Tax adjustments relating to prior years	-	-	-	-	-	-
(c) Deferred Tax	(10.42)	34.82	(1.20)	11.66	(6.49)	(12.27)
<b>Total Tax Expense</b>	<b>307.19</b>	<b>284.98</b>	<b>279.15</b>	<b>753.72</b>	<b>633.50</b>	<b>843.40</b>
<b>Profit/(Loss) for the year</b>	<b>2,337.09</b>	<b>1,894.77</b>	<b>1,706.98</b>	<b>5,250.35</b>	<b>3,938.09</b>	<b>5,311.10</b>
Other Comprehensive Income						
(i) Items that will not be reclassified to profit or loss						
(a) Remeasurements of Defined Benefit Plans	-	6.96	-	6.96	(15.14)	(6.00)
(b) Income Tax on above	-	(1.75)	-	(1.75)	3.81	1.51
(ii) Items that will be reclassified to profit or loss	-	-	-	-	-	-
<b>Total Other Comprehensive Income for the year</b>	<b>-</b>	<b>5.21</b>	<b>-</b>	<b>5.21</b>	<b>(11.33)</b>	<b>(4.49)</b>
<b>Total Comprehensive Income for the year</b>	<b>2,337.09</b>	<b>1,899.98</b>	<b>1,706.98</b>	<b>5,255.56</b>	<b>3,926.76</b>	<b>5,306.61</b>
Equity Shareholders for Parent Company	2,030.75	1,623.87	1,497.49	4,544.03	3,411.53	4,616.28
Non controlling Interest	306.34	276.11	209.49	711.53	515.23	690.33
Earnings per Equity Share of Rs. 10 par value :						
Basic (Rs. per share)	13.52	10.85	10.57	30.29	24.09	32.18
Diluted (Rs. per share)	13.52	10.85	10.35	30.29	23.57	32.18



## **Notes on Consolidated Financial Results:**

1. The above consolidated financial results for the quarter ended 31<sup>st</sup> December 2025 were reviewed by the Audit Committee and thereafter taken on record by the Board in its meeting held on 05<sup>th</sup> February 2026 and also Limited Review were carried out by the Statutory Auditors.
2. The results for the quarter ended 31<sup>st</sup> December 2025 are available on the National Stock Exchange website (URL: [www.nseindia.com](http://www.nseindia.com)), Bombay Stock Exchange (URL: [www.bseindia.com](http://www.bseindia.com)) and on the Company's website (URL: [www.creativenewtech.com](http://www.creativenewtech.com)).
3. This statement has been prepared in accordance with the companies (Indian Accounting Standards) Rules, 2015 (Ind AS) prescribed under section 133 of the companies Act, 2013 and other recognised accounting practices and policies to the extent applicable.
4. The above audited consolidated financial results have been prepared in accordance with the principles and procedures as set out in Ind AS 110 "Consolidated Financial Statements".
5. Previous period/year figures have been regrouped/reclassified to make them comparable with those of current period.

**For Creative Newtech Limited**



**Ketan Patel**  
Chairman and Managing Director  
DIN - 00127633



**Abhijit Kanvinde**  
Chief Financial Officer



**Date - 05<sup>th</sup> February 2026**

**Place - Mumbai**



# Creative Newtech Limited

CIN - L52392MH2004PLC148754

An ISO 9001:2015 Certified Company

Registered Office: 3<sup>rd</sup> & 4<sup>th</sup> floor, Plot No. 137AB, Kandivali Co-op Industrial Estate Limited, Charkop, Kandivali West, Mumbai 400067  
 Contact No.: +91 22 50612700 | Email: cs@creativenewtech.com | Website: www.creativenewtech.com

## CREATIVE NEWTECH LIMITED

Unaudited Consolidated Segment wise Revenue and Results For Quarter Ended & Nine Month ended Dec 31, 2025

(Rs. in Lacs)

Particular	For the Quarter Ended			For the Nine Month Ended		For the Year Ended
	31-Dec-25 (Unaudited)	30-Sep-25 (Unaudited)	31-Dec-24 (Unaudited)	31-Dec-25 (Unaudited)	31-Dec-24 (Unaudited)	31-Mar-25 (Audited)
<b>Segment Revenue</b>						
Brand Business	15,551.14	8,403.66	9,880.25	30,427.81	18,881.60	27,067.93
Market Entry Specialist	75,628.03	57,097.43	56,025.45	1,65,548.85	1,18,267.03	1,50,379.78
<b>Revenue from Operations</b>	<b>91,179.17</b>	<b>65,501.09</b>	<b>65,905.70</b>	<b>1,95,976.66</b>	<b>1,37,148.63</b>	<b>1,77,447.71</b>
<b>Segment Results</b>						
Net Revenue from each segment after deducting allocable cost						
Brand Business	4,439.43	3,037.23	3,106.52	9,721.60	6,760.90	9,356.16
Market Entry Specialist	1,692.06	1,716.14	1,506.50	4,711.90	3,958.63	5,506.07
<b>Total</b>	<b>6,131.49</b>	<b>4,753.37</b>	<b>4,613.02</b>	<b>14,433.50</b>	<b>10,719.53</b>	<b>14,862.23</b>
Less: Finance Cost	598.63	448.58	356.17	1,347.96	722.12	1,015.59
Less: Unallocable cost Including Unallocated Revenue	2,888.58	2,125.04	2,270.72	7,081.47	5,425.82	7,692.14
<b>Total Profit before Tax</b>	<b>2,644.28</b>	<b>2,179.75</b>	<b>1,986.13</b>	<b>6,004.07</b>	<b>4,571.59</b>	<b>6,154.50</b>

## CREATIVE NEWTECH LIMITED

Unaudited Consolidated Segment wise Assets and Liabilities as on Dec 31, 2025

(Rs. in Lacs)

Particular	For the Quarter Ended			For the Nine Month Ended		For the Year Ended
	31-Dec-25 (Unaudited)	30-Sep-25 (Unaudited)	31-Dec-24 (Unaudited)	31-Dec-25 (Unaudited)	31-Dec-24 (Unaudited)	31-Mar-25 (Audited)
<b>Total Asset</b>						
Brand Business	15,170.64	16,885.87	13,214.62	15,170.64	13,214.62	10,707.96
Market Entry Specialist	30,346.40	45,252.92	17,870.56	30,346.40	17,870.56	21,226.42
<b>Total</b>	<b>45,517.04</b>	<b>62,138.79</b>	<b>31,085.18</b>	<b>45,517.04</b>	<b>31,085.18</b>	<b>31,934.38</b>
<b>Total Liability</b>						
Brand Business	2,298.91	-2,048.74	4,018.73	2,298.91	4,018.73	-2,558.37
Market Entry Specialist	-6,325.72	22,281.21	424.48	-6,325.72	424.48	7,093.12
<b>Total</b>	<b>-4,026.81</b>	<b>20,232.47</b>	<b>4,443.21</b>	<b>-4,026.81</b>	<b>4,443.21</b>	<b>4,534.75</b>

Note - Accounts receivable payable are taken at net of advances received from customer and advance paid to vendor

Date - 05th February 2026

Place - Mumbai



For Creative Newtech Limited

*Ketan Patel*

Ketan Patel  
 Chairman and Managing Director  
 DIN - 00127633

*Abhijit Kanvinde*

Abhijit Kanvinde  
 Chief Financial Officer



To,  
Listing Department  
**National Stock Exchange of India Limited**  
Exchange Plaza, C-1, Block G,  
Bandra Kurla Complex, Bandra (E)  
Mumbai – 400 051

To,  
Listing Department  
**BSE Limited**  
Phiroze Jeejeebhoy Towers,  
Dalal Street,  
Mumbai – 400 001

**Symbol: CNL**

**Scrip Code - 544631**

Dear Sir/ Madam,


**Subject: Declaration pursuant to Regulation 33 (2) (a) of the SEBI (Listing Obligations and Disclosure Requirements) Regulations, 2015, as amended.**

Pursuant to Regulation 33(2)(a) of the SEBI (Listing Obligations and Disclosure Requirements) Regulations, 2015, as amended we do hereby confirm, declare and certify that, the Financial Results of the Company for the quarter ended 31<sup>st</sup> December 2025 does not contain any false or misleading statement or figures and does not omit any material fact which may make the statements or figures contained therein misleading.

Please take the same on your records.

Thanking You.

**For Creative Newtech Limited**



**Ketan Patel**  
Chairman and Managing Director  
DIN – 00127633



**Abhijit Kanvinde**  
Chief Financial Officer



**Date – 05<sup>th</sup> February 2026**  
**Place - Mumbai**

To,  
Listing Department  
**National Stock Exchange of India Limited**  
Exchange Plaza, C-1, Block G,  
Bandra Kurla Complex, Bandra (E)  
Mumbai – 400 051  
**Symbol: CNL**

To,  
Listing Department  
**BSE Limited**  
Phiroze Jeejeebhoy Towers,  
Dalal Street,  
Mumbai – 400 001  
**Scrip Code - 544631**

Dear Sir/ Madam,


**Subject: Declaration pursuant to Regulation 33 (3) (d) of the SEBI (Listing Obligations and Disclosure Requirements) Regulations, 2015, as amended.**

Pursuant to Regulation 33(3)(d) of SEBI (Listing Obligations and Disclosure Requirements) Regulations, 2015, as amended, we hereby confirm and declare that the Statutory Auditor of the Company, Mr. Nikul Jalan, from M/s. Gupta Raj & Co., Chartered Accountants, (Firm Registration No. 001687N), Place: Mumbai, Maharashtra, have issued the Limited Review Report in respect of Financial Results of the Company for the quarter ended on 31<sup>st</sup> December 2025.

Please take the same on your records.

Thanking You.

For Creative Newtech Limited



**Ketan Patel**  
Chairman and Managing Director  
DIN – 00127633



**Abhijit Kanvinde**  
Chief Financial Officer



**Date – 05<sup>th</sup> February 2026**  
**Place - Mumbai**